

HYDROCORTISONE- hydrocortisone tablet

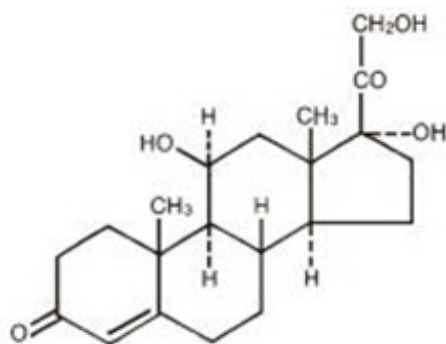
Mylan Pharmaceuticals Inc.

Hydrocortisone tablets, USP

DESCRIPTION

Hydrocortisone tablets contain hydrocortisone which is a glucocorticoid. Glucocorticoids are adrenocortical steroids, both naturally occurring and synthetic, which are readily absorbed from the gastrointestinal tract. Hydrocortisone USP is white to practically white, odorless, crystalline powder with a melting point of about 215° C. It is very slightly soluble in water and in ether; sparingly soluble in acetone and in alcohol; slightly soluble in chloroform.

The chemical name for hydrocortisone is pregn-4-ene-3,20-dione,11,17,21-trihydroxy-, (11β)-. Its molecular weight is 362.46 and the structural formula is as outlined below.



Hydrocortisone tablets are available for oral administration in three strengths: each tablet contains either 5 mg, 10 mg, or 20 mg of hydrocortisone. Inactive ingredients: calcium stearate, corn starch, lactose, mineral oil, sorbic acid, sucrose.

ACTIONS

Naturally occurring glucocorticoids (hydrocortisone and cortisone), which also have salt-retaining properties, are used as replacement therapy in adrenocortical deficiency states. Their synthetic analogs are primarily used for their potent anti-inflammatory effects in disorders of many organ systems.

Glucocorticoids cause profound and varied metabolic effects. In addition, they modify the body's immune responses to diverse stimuli.

INDICATIONS AND USAGE

Hydrocortisone tablets are indicated in the following conditions.

1. Endocrine Disorders

Primary or secondary adrenocortical insufficiency (hydrocortisone or cortisone is the first choice; synthetic analogs may be used in conjunction with mineralocorticoids where applicable; in infancy mineralocorticoid supplementation is of particular importance)
Congenital adrenal hyperplasia
Non suppurative thyroiditis
Hypercalcemia associated with cancer

2. Rheumatic Disorders

As adjunctive therapy for short-term administration (to tide the patient over an acute episode or exacerbation) in:

Psoriatic arthritis
Rheumatoid arthritis, including juvenile rheumatoid arthritis (selected cases may require low-dose maintenance therapy)
Ankylosing spondylitis
Acute and subacute bursitis
Acute nonspecific tenosynovitis
Acute gouty arthritis
Post-traumatic osteoarthritis
Synovitis of osteoarthritis
Epicondylitis

3. Collagen Diseases

During an exacerbation or as maintenance therapy in selected cases of:

Systemic lupus erythematosus
Systemic dermatomyositis (polymyositis)
Acute rheumatic carditis

4. Dermatologic Diseases

Pemphigus
Bullous dermatitis herpetiformis
Severe erythema multiforme (Stevens-Johnson syndrome)
Exfoliative dermatitis
Mycosis fungoides
Severe psoriasis
Severe seborrheic dermatitis

5. Allergic States

Control of severe or incapacitating allergic conditions intractable to adequate trials of conventional treatment:

Seasonal or perennial allergic rhinitis
Serum sickness
Bronchial asthma
Contact dermatitis
Atopic dermatitis
Drug hypersensitivity reactions

6. Ophthalmic Diseases

Severe acute and chronic allergic and inflammatory processes involving the eye and its adnexa such as:

Allergic conjunctivitis

Keratitis

Allergic corneal marginal ulcers

Herpes zoster ophthalmicus

Iritis and iridocyclitis

Chorioretinitis

Anterior segment inflammation

Diffuse posterior uveitis and choroiditis

Optic neuritis

Sympathetic ophthalmia

7. Respiratory Diseases

Symptomatic sarcoidosis

Loeffler's syndrome not manageable by other means

Berylliosis

Fulminating or disseminated pulmonary tuberculosis when used concurrently with appropriate antituberculous chemotherapy

Aspiration pneumonitis

8. Hematologic Disorders

Idiopathic thrombocytopenic purpura in adults

Secondary thrombocytopenia in adults

Acquired (autoimmune) hemolytic anemia

Erythroblastopenia (RBC anemia)

Congenital (erythroid) hypoplastic anemia

9. Neoplastic Diseases

For palliative management of:

Leukemias and lymphomas in adults

Acute leukemia of childhood

10. Edematous States

To induce a diuresis or remission of proteinuria in the nephrotic syndrome, without uremia, of the idiopathic type or that due to lupus erythematosus.

11. Gastrointestinal Diseases

To tide the patient over a critical period of the disease in:

Ulcerative colitis

Regional enteritis

12. Miscellaneous

Tuberculous meningitis with subarachnoid block or impending block when used concurrently with appropriate antituberculous chemotherapy

Trichinosis with neurologic or myocardial involvement

CONTRAINDICATIONS

Systemic fungal infections and known hypersensitivity to components

WARNINGS

In patients on corticosteroid therapy subjected to unusual stress, increased dosage of rapidly acting corticosteroids before, during, and after the stressful situation is indicated.

Immunosuppression and Increased Risk of Infection

Corticosteroids, including CORTEF, suppress the immune system and increase the risk of

infection with any pathogen, including viral, bacterial, fungal, protozoan, or helminthic pathogens. Corticosteroids can:

- Reduce resistance to new infections
- Exacerbate existing infections
- Increase the risk of disseminated infections
- Increase the risk of reactivation or exacerbation of latent infections
- Mask some signs of infection

Corticosteroid-associated infections can be mild but can be severe and at times fatal. The

rate of infectious complications increases with increasing corticosteroid dosages.

Monitor for the development of infection and consider CORTEF withdrawal or dosage reduction as needed.

Tuberculosis

If CORTEF is used to treat a condition in patients with latent tuberculosis or tuberculin reactivity, reactivation of tuberculosis may occur. Closely monitor such patients for reactivation. During prolonged CORTEF therapy, patients with latent tuberculosis or tuberculin reactivity should receive chemoprophylaxis.

Varicella Zoster and Measles Viral Infections

Varicella and measles can have a serious or even fatal course in non-immune patients taking corticosteroids, including CORTEF. In corticosteroid-treated patients who have not had these diseases or are non-immune, particular care should be taken to avoid exposure to varicella and measles:

- If a CORTEF-treated patient is exposed to varicella, prophylaxis with varicella zoster immune globulin may be indicated. If varicella develops, treatment with antiviral agents may be considered.
- If a CORTEF-treated patient is exposed to measles, prophylaxis with

immunoglobulin may be indicated.

Hepatitis B Virus Reactivation

Hepatitis B virus reactivation can occur in patients who are hepatitis B carriers treated with immunosuppressive dosages of corticosteroids, including CORTEF. Reactivation can also occur infrequently in corticosteroid-treated patients who appear to have resolved hepatitis B infection.

Screen patients for hepatitis B infection before initiating immunosuppressive (e.g., prolonged) treatment with CORTEF. For patients who show evidence of hepatitis B infection, recommend consultation with physicians with expertise in managing hepatitis B regarding monitoring and consideration for hepatitis B antiviral therapy.

Fungal Infections

Corticosteroids, including CORTEF, may exacerbate systemic fungal infections; therefore, avoid CORTEF use in the presence of such infections unless CORTEF is needed to control drug reactions. For patients on chronic CORTEF therapy who develop systemic fungal infections, CORTEF withdrawal or dosage reduction is recommended.

Amebiasis

Corticosteroids, including CORTEF, may activate latent amebiasis. Therefore, it is recommended that latent amebiasis or active amebiasis be ruled out before initiating CORTEF in patients who have spent time in the tropics or patients with unexplained diarrhea.

Strongyloides Infestation

Corticosteroids, including CORTEF, should be used with great care in patients with known or suspected *Strongyloides* (threadworm) infestation. In such patients, corticosteroid-induced immunosuppression may lead to *Strongyloides* hyperinfection and dissemination with widespread larval migration, often accompanied by severe enterocolitis and potentially fatal gram-negative septicemia.

Cerebral Malaria

Avoid corticosteroids, including CORTEF, in patients with cerebral malaria.

Ophthalmic Effects

Prolonged use of corticosteroids may produce posterior subcapsular cataracts, glaucoma with possible damage to the optic nerves, and may enhance the establishment of secondary ocular infections due to fungi or viruses.

Kaposi's Sarcoma

Kaposi's sarcoma has been reported to occur in patients receiving corticosteroid therapy, most often for chronic conditions. Discontinuation of corticosteroids may result in clinical improvement of Kaposi's sarcoma.

Hypertension, Volume Overload, and Hypokalemia

Average and large doses of hydrocortisone or cortisone can cause elevation of blood

pressure, salt and water retention, and increased excretion of potassium. These effects are less likely to occur with the synthetic derivatives except when used in large doses. Dietary salt restriction and potassium supplementation may be necessary. All corticosteroids increase calcium excretion.

Vaccinations

Administration of live or live, attenuated vaccines is contraindicated in patients receiving immunosuppressive doses of corticosteroids. Killed or inactivated vaccines may be administered to patients receiving immunosuppressive doses of corticosteroids; however, the response to such vaccines may be diminished. Indicated immunization procedures may be undertaken in patients receiving nonimmunosuppressive doses of corticosteroids.

Usage in Pregnancy

Since adequate human reproduction studies have not been done with corticosteroids, the use of these drugs in pregnancy, nursing mothers or women of child bearing potential requires that the possible benefits of the drug be weighed against the potential hazards to the mother and embryo or fetus. Infants born of mothers who have received substantial doses of corticosteroids during pregnancy, should be carefully observed for signs of hypoadrenalism.

Corticosteroids have been shown to impair fertility in male rats.

PRECAUTIONS

General Precautions

Drug-induced secondary adrenocortical insufficiency may be minimized by gradual reduction of dosage. This type of relative insufficiency may persist for months after discontinuation of therapy; therefore, in any situation of stress occurring during that period, hormone therapy should be reinstituted.

There is an enhanced effect of corticosteroids on patients with hypothyroidism and in those with cirrhosis.

Corticosteroids should be used cautiously in patients with ocular herpes simplex because of possible corneal perforation.

The lowest possible dose of corticosteroid should be used to control the condition under treatment, and when reduction in dosage is possible, the reduction should be gradual.

Psychic derangements may appear when corticosteroids are used, ranging from euphoria, insomnia, mood swings, personality changes, and severe depression, to frank psychotic manifestations. Also, existing emotional instability or psychotic tendencies may be aggravated by corticosteroids.

Steroids should be used with caution in nonspecific ulcerative colitis, if there is a probability of impending perforation, abscess or other pyogenic infection; diverticulitis; fresh intestinal anastomoses; active or latent peptic ulcer; renal insufficiency; hypertension; osteoporosis; and myasthenia gravis.

Growth and development of infants and children on prolonged corticosteroid therapy should be carefully observed.

Since complications of treatment with glucocorticoids are dependent on the size of the dose and the duration of treatment, a risk/benefit decision must be made in each individual case as to dose and duration of treatment and as to whether daily or intermittent therapy should be used.

Pheochromocytoma crisis, which can be fatal, has been reported after administration of systemic corticosteroids. In patients with suspected pheochromocytoma, consider the risk of pheochromocytoma crisis prior to administering corticosteroids.

In post marketing experience tumor lysis syndrome (TLS) has been reported in patients with malignancies, including hematological malignancies and solid tumors, following the use of systemic corticosteroids alone or in combination with other chemotherapeutic agents. Patients at high risk of TLS, such as patients with tumors that have a high proliferative rate, high tumor burden and high sensitivity to cytotoxic agents, should be monitored closely and appropriate precautions should be taken.

Drug Interactions

The pharmacokinetic interactions listed below are potentially clinically important. Drugs that induce hepatic enzymes such as phenobarbital, phenytoin and rifampin may increase the clearance of corticosteroids and may require increases in corticosteroid dose to achieve the desired response. Drugs such as troleandomycin and ketoconazole may inhibit the metabolism of corticosteroids and thus decrease their clearance. Therefore, the dose of corticosteroid should be titrated to avoid steroid toxicity. Corticosteroids may increase the clearance of chronic high dose aspirin. This could lead to decreased salicylate serum levels or increase the risk of salicylate toxicity when corticosteroid is withdrawn. Aspirin should be used cautiously in conjunction with corticosteroids in patients suffering from hypoprothrombinemia. The effect of corticosteroids on oral anticoagulants is variable. There are reports of enhanced as well as diminished effects of anticoagulants when given concurrently with corticosteroids. Therefore, coagulation indices should be monitored to maintain the desired anticoagulant effect.

Information for the Patient

Persons who are on immunosuppressant doses of corticosteroids should be warned to avoid exposure to chicken pox or measles. Patients should also be advised that if they are exposed, medical advice should be sought without delay.

ADVERSE REACTIONS

Fluid and Electrolyte Disturbances

- Sodium retention
- Fluid retention
- Congestive heart failure in susceptible patients
- Potassium loss
- Hypokalemic alkalosis
- Hypertension

Musculoskeletal

Muscle weakness
Steroid myopathy
Loss of muscle mass
Osteoporosis
Tendon rupture, particularly of the Achilles tendon
Vertebral compression fractures
Aseptic necrosis of femoral and humeral heads
Pathologic fracture of long bones

Gastrointestinal

Peptic ulcer with possible perforation and hemorrhage
Pancreatitis
Abdominal distention
Ulcerative esophagitis
Increases in alanine transaminase (ALT, SGPT), aspartate transaminase (AST, SGOT) and alkaline phosphatase have been observed following corticosteroid treatment. These changes are usually small, not associated with any clinical syndrome and are reversible upon discontinuation.

Dermatologic

Impaired wound healing
Thin fragile skin
Petechiae and ecchymoses
Facial erythema
Increased sweating
May suppress reactions to skin tests

Neurological

Increased intracranial pressure with papilledema (pseudotumor cerebri) usually after treatment
Convulsions
Vertigo
Headache
Epidural lipomatosis

Endocrine

Development of Cushingoid state
Suppression of growth in children
Secondary adrenocortical and pituitary unresponsiveness, particularly in times of stress, as in trauma, surgery or illness
Menstrual irregularities
Decreased carbohydrate tolerance
Manifestations of latent diabetes mellitus
Increased requirements for insulin or oral hypoglycemic agents in diabetics

Ophthalmic

Central serous chorioretinopathy

Posterior subcapsular cataracts
Increased intraocular pressure
Glaucoma
Exophthalmos

Metabolic

Negative nitrogen balance due to protein catabolism

Blood and lymphatic system disorders

Leukocytosis

DOSAGE AND ADMINISTRATION

The initial dosage of hydrocortisone tablets may vary from 20 mg to 240 mg of hydrocortisone per day depending on the specific disease entity being treated. In situations of less severity lower doses will generally suffice while in selected patients higher initial doses may be required. The initial dosage should be maintained or adjusted until a satisfactory response is noted. If after a reasonable period of time there is a lack of satisfactory clinical response, hydrocortisone should be discontinued and the patient transferred to other appropriate therapy. IT SHOULD BE EMPHASIZED THAT DOSAGE REQUIREMENTS ARE VARIABLE AND MUST BE INDIVIDUALIZED ON THE BASIS OF THE DISEASE UNDER TREATMENT AND THE RESPONSE OF THE PATIENT. After a favorable response is noted, the proper maintenance dosage should be determined by decreasing the initial drug dosage in small decrements at appropriate time intervals until the lowest dosage which will maintain an adequate clinical response is reached. It should be kept in mind that constant monitoring is needed in regard to drug dosage. Included in the situations which may make dosage adjustments necessary are changes in clinical status secondary to remissions or exacerbations in the disease process, the patient's individual drug responsiveness, and the effect of patient exposure to stressful situations not directly related to the disease entity under treatment; in this latter situation it may be necessary to increase the dosage of hydrocortisone for a period of time consistent with the patient's condition. If after long-term therapy the drug is to be stopped, it is recommended that it be withdrawn gradually, rather than abruptly.

HOW SUPPLIED

Hydrocortisone tablets are available in the following strengths and package sizes:

5 mg (white, round, scored,
imprinted CORTEF 5)

Bottles of 50 NDC 59762-
0073-1

10 mg (white, round, scored,
imprinted CORTEF 10)

Bottles of 100 NDC 59762-
0074-1

20 mg (white, round, scored,
imprinted CORTEF 20)

Bottles of 100

NDC 59762-
0075-1

Store at controlled room temperature 20° to 25°C (68° to 77°F) [see USP].

REFERENCES

- Fekety R. Infections associated with corticosteroids and immunosuppressive therapy. In: Gorbach SL, Bartlett JG, Blacklow NR, eds. *Infectious Diseases*. Philadelphia: WB Saunders Company 1992:1050-1.
- Stuck AE, Minder CE, Frey FJ. Risk of infectious complications in patients taking glucocorticoids. *Rev Infect Dis* 1989;11(6):954-63.



GREENSTONE® BRAND

Distributed by:

Greenstone LLC

Morgantown, WV 26505 U.S.A.

LAB-0634-6.0

Revised September 2024

PRINCIPAL DISPLAY PANEL - 5 mg Tablet Bottle Label

NDC 59762-0073-1

50 Tablets

GREENSTONE® BRAND

hydrocortisone
tablets, USP

5 mg

Rx only



PRINCIPAL DISPLAY PANEL - 10 mg Tablet Bottle Label

NDC 59762-0074-1

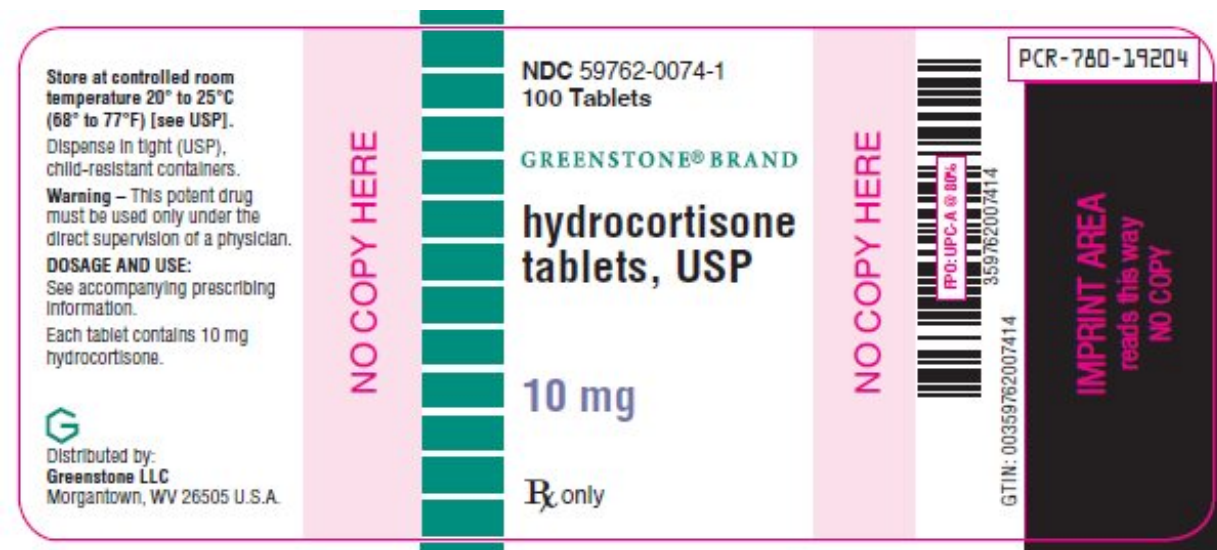
100 Tablets

GREENSTONE® BRAND

hydrocortisone
tablets, USP

10 mg

Rx only



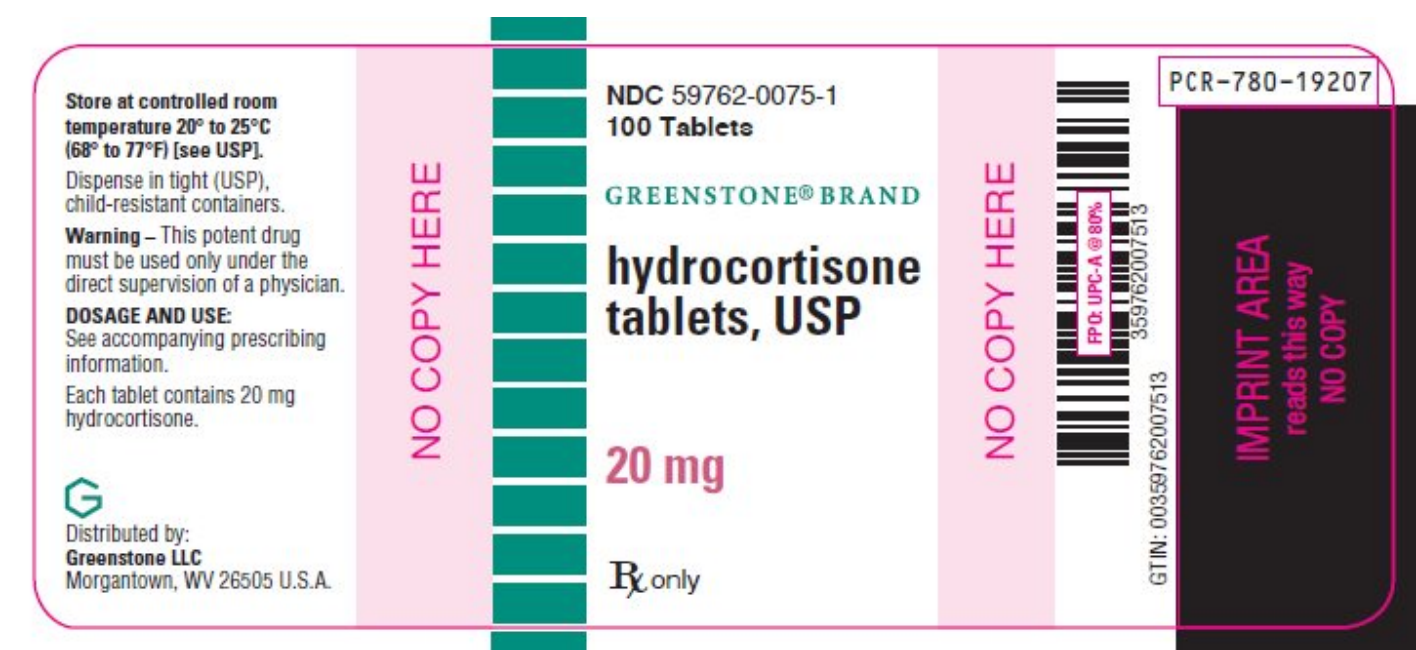
PRINCIPAL DISPLAY PANEL - 20 mg Tablet Bottle Label

NDC 59762-0075-1

100 Tablets

GREENSTONE® BRAND

hydrocortisone
tablets, USP
20 mg
Rx only



HYDROCORTISONE

hydrocortisone tablet

Product Information

Product Type	HUMAN PRESCRIPTION DRUG	Item Code (Source)	NDC:59762-0073
Route of Administration	ORAL		

Active Ingredient/Active Moiety

Ingredient Name	Basis of Strength	Strength
HYDROCORTISONE (UNII: W4X0X7BPJ) (HYDROCORTISONE - UNII:W4X0X7BPJ)	HYDROCORTISONE	5 mg

Inactive Ingredients

Ingredient Name	Strength
CALCIUM STEARATE (UNII: 776XM7047L)	
STARCH, CORN (UNII: O8232NY3SJ)	
LACTOSE, UNSPECIFIED FORM (UNII: J2B2A4N98G)	
MINERAL OIL (UNII: T5L8T28FGP)	
SORBIC ACID (UNII: X045WJ989B)	
SUCROSE (UNII: C151H8M554)	

Product Characteristics				
Color		WHITE	Score	2 pieces
Shape		ROUND (half oval)	Size	8mm
Flavor			Imprint Code	CORTEF;5
Contains				
Packaging				
#	Item Code	Package Description	Marketing Start Date	Marketing End Date
1	NDC:59762-0073-1	50 in 1 BOTTLE; Type 0: Not a Combination Product	02/20/2013	
Marketing Information				
Marketing Category		Application Number or Monograph Citation	Marketing Start Date	Marketing End Date
NDA AUTHORIZED GENERIC		NDA008697	02/20/2013	

HYDROCORTISONE			
hydrocortisone tablet			
Product Information			
Product Type	HUMAN PRESCRIPTION DRUG	Item Code (Source)	NDC:59762-0074
Route of Administration	ORAL		
Active Ingredient/Active Moiety			
Ingredient Name		Basis of Strength	Strength
HYDROCORTISONE (UNII: W4X0X7BPJ) (HYDROCORTISONE - UNII:W4X0X7BPJ)		HYDROCORTISONE	10 mg
Inactive Ingredients			
Ingredient Name			Strength
CALCIUM STEARATE (UNII: 776XM7047L)			
STARCH, CORN (UNII: O8232NY3SJ)			
LACTOSE, UNSPECIFIED FORM (UNII: J2B2A4N98G)			
MINERAL OIL (UNII: T5L8T28FGP)			
SORBIC ACID (UNII: X045WJ989B)			
SUCROSE (UNII: C151H8M554)			
Product Characteristics			
Color	WHITE	Score	2 pieces
Shape	ROUND (half oval)	Size	9mm

Flavor			Imprint Code		CORTEF;10	
Contains						
Packaging						
#	Item Code	Package Description		Marketing Start Date	Marketing End Date	
1	NDC:59762-0074-1	100 in 1 BOTTLE; Type 0: Not a Combination Product		02/20/2013		
Marketing Information						
Marketing Category		Application Number or Monograph Citation		Marketing Start Date	Marketing End Date	
NDA AUTHORIZED GENERIC		NDA008697		02/20/2013		

HYDROCORTISONE			
hydrocortisone tablet			
Product Information			
Product Type	HUMAN PRESCRIPTION DRUG	Item Code (Source)	NDC:59762-0075
Route of Administration	ORAL		
Active Ingredient/Active Moiety			
Ingredient Name		Basis of Strength	Strength
HYDROCORTISONE (UNII: W4X0X7BPJ) (HYDROCORTISONE - UNII:W4X0X7BPJ)		HYDROCORTISONE	20 mg
Inactive Ingredients			
Ingredient Name			Strength
CALCIUM STEARATE (UNII: 776XM7047L)			
STARCH, CORN (UNII: O8232NY3SJ)			
LACTOSE, UNSPECIFIED FORM (UNII: J2B2A4N98G)			
MINERAL OIL (UNII: T5L8T28FGP)			
SORBIC ACID (UNII: X045WJ989B)			
SUCROSE (UNII: C151H8M554)			
Product Characteristics			
Color	WHITE	Score	2 pieces
Shape	ROUND (half oval)	Size	10mm
Flavor		Imprint Code	CORTEF;20
Contains			

Packaging

#	Item Code	Package Description	Marketing Start Date	Marketing End Date
1	NDC:59762-0075-1	100 in 1 BOTTLE; Type 0: Not a Combination Product	02/20/2013	

Marketing Information

Marketing Category	Application Number or Monograph Citation	Marketing Start Date	Marketing End Date
NDA AUTHORIZED GENERIC	NDA008697	02/20/2013	

Labeler - Mylan Pharmaceuticals Inc. (059295980)**Registrant** - Pfizer Inc (113480771)

Revised: 5/2025

Mylan Pharmaceuticals Inc.