

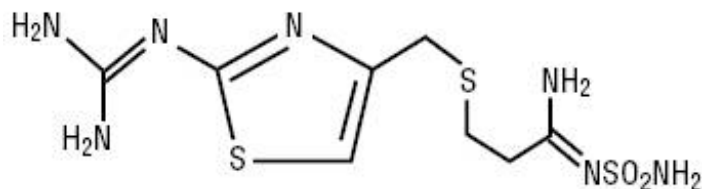
FAMOTIDINE- famotidine injection
Hikma Pharmaceuticals USA Inc.

Famotidine Injection, USP

Rx only

DESCRIPTION

The active ingredient in Famotidine Injection, USP is a histamine H₂-receptor antagonist. Famotidine is [1-Amino-3-[[[2-[(diaminomethylene)amino]-4-thiazolyl]methyl]thio]propylidene] sulfamide. Its structural formula is:



C₈H₁₅N₇O₂S₃ MW 337.45

Famotidine is a white to pale yellow crystalline compound that is freely soluble in glacial acetic acid, slightly soluble in methanol, very slightly soluble in water, and practically insoluble in ethanol.

Famotidine Injection is supplied as a sterile concentrated solution for intravenous injection. Each mL of the single dose solution contains 10 mg of famotidine and the following inactive ingredients: L-aspartic acid 4 mg, mannitol 20 mg and Water for Injection q.s. 1 mL. The multiple dose vials of 4 mL and 20 mL also contain benzyl alcohol 0.9% added as preservative.

CLINICAL PHARMACOLOGY IN ADULTS

GI Effects

Famotidine is a competitive inhibitor of histamine H₂-receptors. The primary clinically important pharmacologic activity of famotidine is inhibition of gastric secretion. Both the acid concentration and volume of gastric secretion are suppressed by famotidine, while changes in pepsin secretion are proportional to volume output.

In normal volunteers and hypersecretors, famotidine inhibited basal and nocturnal gastric secretion, as well as secretion stimulated by food and pentagastrin. After oral administration, the onset of the antisecretory effect occurred within one hour; the maximum effect was dose-dependent, occurring within one to three hours. Duration of inhibition of secretion by doses of 20 mg and 40 mg was 10 to 12 hours.

After intravenous administration, the maximum effect was achieved within 30 minutes.

Single intravenous doses of 10 mg and 20 mg inhibited nocturnal secretion for a period of 10 to 12 hours. The 20 mg dose was associated with the longest duration of action in most subjects.

Single evening oral doses of 20 mg and 40 mg inhibited basal and nocturnal acid secretion in all subjects; mean nocturnal gastric acid secretion was inhibited by 86% and 94%, respectively, for a period of at least 10 hours. The same doses given in the morning suppressed food-stimulated acid secretion in all subjects. The mean suppression was 76% and 84%, respectively, 3 to 5 hours after administration, and 25% and 30%, respectively, 8 to 10 hours after administration. In some subjects who received the 20 mg dose, however, the antisecretory effect was dissipated within 6 to 8 hours. There was no cumulative effect with repeated doses. The nocturnal intragastric pH was raised by evening doses of 20 mg and 40 mg of famotidine to mean values of 5.0 and 6.4, respectively. When famotidine was given after breakfast, the basal daytime interdigestive pH at 3 and 8 hours after 20 mg or 40 mg of famotidine was raised to about 5.

Famotidine had little or no effect on fasting or postprandial serum gastrin levels. Gastric emptying and exocrine pancreatic function were not affected by famotidine.

Other Effects

Systemic effects of famotidine in the central nervous system (CNS), cardiovascular, respiratory or endocrine systems were not noted in clinical pharmacology studies. Also, no antiandrogenic effects were noted. (See **ADVERSE REACTIONS**.) Serum hormone levels, including prolactin, cortisol, thyroxine (T₄) and testosterone, were not altered after treatment with famotidine.

Pharmacokinetics

Orally administered famotidine is incompletely absorbed, and its bioavailability is 40 to 45%. Famotidine undergoes minimal first-pass metabolism. After oral doses, peak plasma levels occur in 1 to 3 hours. Plasma levels after multiple doses are similar to those after single doses. Fifteen to 20% of famotidine in plasma is protein bound. Famotidine has an elimination half-life of 2.5 to 3.5 hours. Famotidine is eliminated by renal (65 to 70%) and metabolic (30 to 35%) routes. Renal clearance is 250 to 450 mL/min, indicating some tubular excretion. Twenty-five to 30% of an oral dose and 65 to 70% of an intravenous dose are recovered in the urine as unchanged compound. The only metabolite identified in man is the S-oxide.

There is a close relationship between creatinine clearance values and the elimination half-life of famotidine. In patients with severe renal insufficiency, i.e., creatinine clearance less than 10 mL/min, the elimination half-life of famotidine may exceed 20 hours and adjustment of dose or dosing intervals in moderate and severe renal insufficiency may be necessary (see **PRECAUTIONS, DOSAGE AND ADMINISTRATION**).

In elderly patients, there are no clinically significant age-related changes in the pharmacokinetics of famotidine. However, in elderly patients with decreased renal function, the clearance of the drug may be decreased (see **PRECAUTIONS, Geriatric Use**).

Clinical Studies

The majority of clinical study experience involved oral administration of famotidine tablets, and is provided herein for reference.

Duodenal Ulcer

In a U.S. multicenter, double-blind study in outpatients with endoscopically confirmed duodenal ulcer, orally administered famotidine was compared to placebo. As shown in Table 1, 70% of patients treated with famotidine 40 mg h.s. were healed by week 4.

Table 1

Outpatients with Endoscopically Confirmed Healed Duodenal Ulcers			
	Famotidine 40 mg h.s. (N=89)	Famotidine 20 mg b.i.d. (N=84)	Placebo h.s. (N=97)
Week 2	*32%	*38%	17%
Week 4	*70%	*67%	31%

* Statistically significantly different than placebo ($p < 0.001$)

Patients not healed by week 4 were continued in the study. By week 8, 83% of patients treated with famotidine had healed versus 45% of patients treated with placebo. The incidence of ulcer healing with famotidine was significantly higher than with placebo at each time point based on proportion of endoscopically confirmed healed ulcers.

In this study, time to relief of daytime and nocturnal pain was significantly shorter for patients receiving famotidine than for patients receiving placebo; patients receiving famotidine also took less antacid than the patients receiving placebo.

Long-Term Maintenance Treatment of Duodenal Ulcers

Famotidine, 20 mg p.o. h.s. was compared to placebo h.s. as maintenance therapy in two double-blind, multicenter studies of patients with endoscopically confirmed healed duodenal ulcers. In the U.S. study the observed ulcer incidence within 12 months in patients treated with placebo was 2.4 times greater than in the patients treated with famotidine. The 89 patients treated with famotidine had a cumulative observed ulcer incidence of 23.4% compared to an observed ulcer incidence of 56.6% in the 89 patients receiving placebo ($p < 0.01$). These results were confirmed in an international study where the cumulative observed ulcer incidence within 12 months in the 307 patients treated with famotidine was 35.7%, compared to an incidence of 75.5% in the 325 patients treated with placebo ($p < 0.01$).

Gastric Ulcer

In both a U.S. and an international multicenter, double-blind study in patients with endoscopically confirmed active benign gastric ulcer, orally administered famotidine, 40 mg h.s., was compared to placebo h.s. Antacids were permitted during the studies, but consumption was not significantly different between the famotidine and placebo groups. As shown in Table 2, the incidence of ulcer healing (dropouts counted as unhealed) with famotidine was statistically significantly better than placebo at weeks 6 and 8 in the U.S. study, and at weeks 4, 6 and 8 in the international study, based on the number of ulcers that healed, confirmed by endoscopy.

Table 2

Patients with Endoscopically Confirmed Healed Gastric Ulcers				
	U.S. Study		International Study	
	Famotidine 40 mg h.s. (N=74)	Placebo h.s. (N=75)	Famotidine 40 mg h.s. (N=149)	Placebo h.s. (N=145)
Week 4	45%	39%	***47%	31%
Week 6	***66%	44%	***65%	46%
Week 8	**78%	64%	***80%	54%

, * Statistically significantly better than placebo ($p \leq 0.05$, $p \leq 0.01$, respectively)

Time to complete relief of daytime and nighttime pain was statistically significantly shorter for patients receiving famotidine than for patients receiving placebo; however, in neither study was there a statistically significant difference in the proportion of patients whose pain was relieved by the end of the study (week 8).

Gastroesophageal Reflux Disease (GERD)

Orally administered famotidine was compared to placebo in a U.S. study that enrolled patients with symptoms of GERD and without endoscopic evidence of erosion or ulceration of the esophagus. Famotidine 20 mg b.i.d. was statistically significantly superior to 40 mg h.s. and to placebo in providing a successful symptomatic outcome, defined as moderate or excellent improvement of symptoms (Table 3).

Table 3

% Successful Symptomatic Outcome			
	Famotidine 20 mg b.i.d. (N=154)	Famotidine 40 mg h.s. (N=149)	Placebo (N=73)
Week 6	82*	69	62

* $p \leq 0.01$ vs placebo

By two weeks of treatment, symptomatic success was observed in a greater percentage of patients taking famotidine 20 mg b.i.d. compared to placebo ($p \leq 0.01$).

Symptomatic improvement and healing of endoscopically verified erosion and ulceration were studied in two additional trials. Healing was defined as complete resolution of all erosions or ulcerations visible with endoscopy. The U.S. study comparing famotidine 40 mg p.o. b.i.d. to placebo and famotidine 20 mg p.o. b.i.d., showed a significantly greater percentage of healing for famotidine 40 mg b.i.d. at weeks 6 and 12 (Table 4).

Table 4

% Endoscopic Healing - U.S. Study		
Famotidine 40 mg b.i.d.	Famotidine 20 mg b.i.d.	Placebo

	(N=127)	(N=125)	(N=66)
Week 6	48 ^{††,‡}	32	18
Week 12	69 ^{††,†††}	54 ^{††}	29

†† $p \leq 0.01$ vs placebo

††† $p \leq 0.05$ vs famotidine 20 mg b.i.d.

‡ $p \leq 0.01$ vs famotidine 20 mg b.i.d.

As compared to placebo, patients who received famotidine had faster relief of daytime and nighttime heartburn and a greater percentage of patients experienced complete relief of nighttime heartburn. These differences were statistically significant.

In the international study, when famotidine 40 mg p.o. b.i.d. was compared to ranitidine 150 mg p.o. b.i.d., a statistically significantly greater percentage of healing was observed with famotidine 40 mg b.i.d. at week 12 (Table 5). There was, however, no significant difference among treatments in symptom relief.

Table 5

% Endoscopic Healing - International Study			
	Famotidine 40 mg b.i.d. (N=175)	Famotidine 20 mg b.i.d. (N=93)	Ranitidine 150 mg b.i.d. (N=172)
Week 6	48	52	42
Week 12	71*	68	60

* $p \leq 0.05$ vs Ranitidine 150 mg b.i.d.

Pathological Hypersecretory Conditions (e.g., Zollinger-Ellison Syndrome, Multiple Endocrine Adenomas)

In studies of patients with pathological hypersecretory conditions such as Zollinger-Ellison Syndrome with or without multiple endocrine adenomas, famotidine significantly inhibited gastric acid secretion and controlled associated symptoms. Orally administered doses from 20 to 160 mg q 6 h maintained basal acid secretion below 10 mEq/hr; initial doses were titrated to the individual patient need and subsequent adjustments were necessary with time in some patients. Famotidine was well tolerated at these high dose levels for prolonged periods (greater than 12 months) in eight patients, and there were no cases reported of gynecomastia, increased prolactin levels, or impotence which were considered to be due to the drug.

CLINICAL PHARMACOLOGY IN PEDIATRIC PATIENTS

Pharmacokinetics

Table 6 presents pharmacokinetic data from clinical trials and a published study in pediatric patients (< 1 year of age; N=27) given famotidine IV 0.5 mg/kg and from published studies of small numbers of pediatric patients (1 to 15 years of age) given famotidine intravenously. Areas under the curve (AUCs) are normalized to a dose of 0.5 mg/kg IV for pediatric patients 1 to 15 years of age and compared with an extrapolated 40 mg intravenous dose in adults (extrapolation based on results obtained with a 20 mg

IV adult dose).

Table 6

Age (N=number of patients)	Pharmacokinetic Parameters ^a of Intravenous Famotidine			
	Area Under the Curve (AUC) (ng-hr/mL)	Total Clearance (Cl) (L/hr/kg)	Volume of Distribution (Vd) (L/kg)	Elimination Half-Life (T _{1/2}) (hours)
0 to 1 month ^c (N=10)	N/A	0.13 ± 0.06	1.4 ± 0.4	10.5 ± 5.4
0 to 3 months ^d (N=6)	2688 ± 847	0.21 ± 0.06	1.8 ± 0.3	8.1 ± 3.5
>3 to 12 months ^d (N=11)	1160 ± 474	0.49 ± 0.17	2.3 ± 0.7	4.5 ± 1.1
1 to 11 yrs (N=20)	1089 ± 834	0.54 ± 0.34	2.07 ± 1.49	3.38 ± 2.6
11 to 15 yrs (N=6)	1140 ± 320	0.48 ± 0.14	1.5 ± 0.4	2.3 ± 0.4
Adult (N=16)	1726 ^b	0.39 ± 0.14	1.3 ± 0.2	2.83 ± 0.99

^aValues are presented as means ± SD unless indicated otherwise.

^bMean value only.

^cSingle center study.

^dMulticenter study.

Plasma clearance is reduced and elimination half-life is prolonged in pediatric patients 0 to 3 months of age compared to older pediatric patients. The pharmacokinetic parameters for pediatric patients, ages > 3 months to 15 years, are comparable to those obtained for adults.

Bioavailability studies of 8 pediatric patients (11 to 15 years of age) showed a mean oral bioavailability of 0.5 compared to adult values of 0.42 to 0.49. Oral doses of 0.5 mg/kg achieved AUCs of 645 ± 249 ng-hr/mL and 580 ± 60 ng-hr/mL in pediatric patients < 1 year of age (N=5) and in pediatric patients 11 to 15 years of age, respectively, compared to 482 ± 181 ng-hr/mL in adults treated with 40 mg orally.

Pharmacodynamics

Pharmacodynamics of famotidine were evaluated in 5 pediatric patients 2 to 13 years of age using the sigmoid E_{max} model. These data suggest that the relationship between serum concentration of famotidine and gastric acid suppression is similar to that observed in one study of adults (Table 7).

Table 7

Pharmacodynamics of Famotidine Using the Sigmoid E _{max} Model
EC ₅₀ (ng/mL)*

Pediatric Patients	26 ± 13
Data from one study	
a) Healthy adult subjects	26.5 ± 10.3
b) Adult patients with upper GI bleeding	18.7 ± 10.8
* Serum concentration of famotidine associated with 50% maximum gastric acid reduction. Values are presented as means ± SD.	

Five published studies (Table 8) examined the effect of famotidine on gastric pH and duration of acid suppression in pediatric patients. While each study had a different design, acid suppression data over time are summarized as follows:

Table 8

Dosage	Route	Effect ^a	Number of Patients (age range)
0.5 mg/kg, single dose	IV	gastric pH > 4 for 19.5 hours (17.3, 21.8) ^c	11 (5 to 19 days)
0.3 mg/kg, single dose	IV	gastric pH > 3.5 for 8.7 ± 4.7 ^b hours	6 (2 to 7 years)
0.4 to 0.8 mg/kg	IV	gastric pH > 4 for 6 to 9 hours	18 (2 to 69 months)
0.5 mg/kg, single dose	IV	a > 2 pH unit increase above baseline in gastric pH for > 8 hours	9 (2 to 13 years)
0.5 mg/kg b.i.d.	IV	gastric pH > 5 for 13.5 ± 1.8 ^b hours	4 (6 to 15 years)
0.5 mg/kg b.i.d.	Oral	gastric pH > 5 for 5 ± 1.1 ^b hours	4 (11 to 15 years)

^aValues reported in published literature

^bMeans ± SD

^cMean (95% confidence interval).

The duration of effect of famotidine IV 0.5 mg/kg on gastric pH and acid suppression was shown in one study to be longer in pediatric patients < 1 month of age than in older pediatric patients. This longer duration of gastric acid suppression is consistent with the decreased clearance in pediatric patients < 3 months of age (see Table 6).

INDICATIONS AND USAGE

Famotidine Injection, supplied as a concentrated solution for intravenous injection, is intended for intravenous use only. Famotidine Injection is indicated in some hospitalized patients with pathological hypersecretory conditions or intractable ulcers, or as an alternative to the oral dosage forms for short term use in patients who are unable to take oral medication for the following conditions:

1. *Short term treatment of active duodenal ulcer.* Most adult patients heal within 4 weeks; there is rarely reason to use famotidine at full dosage for longer than 6 to 8 weeks. Studies have not assessed the safety of famotidine in uncomplicated active duodenal ulcer for periods of more than eight weeks.

2. *Maintenance therapy for duodenal ulcer patients at reduced dosage after healing of an active ulcer.* Controlled studies in adults have not extended beyond one year.
3. *Short term treatment of active benign gastric ulcer.* Most adult patients heal within 6 weeks. Studies have not assessed the safety or efficacy of famotidine in uncomplicated active benign gastric ulcer for periods of more than 8 weeks.
4. *Short term treatment of gastroesophageal reflux disease (GERD).* Famotidine is indicated for short term treatment of patients with symptoms of GERD (see **CLINICAL PHARMACOLOGY IN ADULTS, Clinical Studies**).
Famotidine is also indicated for the short term treatment of esophagitis due to GERD including erosive or ulcerative disease diagnosed by endoscopy (see **CLINICAL PHARMACOLOGY IN ADULTS, Clinical Studies**).
5. *Treatment of pathological hypersecretory conditions (e.g., Zollinger-Ellison Syndrome, multiple endocrine adenomas)* (see **CLINICAL PHARMACOLOGY IN ADULTS, Clinical Studies**).

CONTRAINDICATIONS

Hypersensitivity to any component of these products. Cross sensitivity in this class of compounds has been observed. Therefore, Famotidine Injection should not be administered to patients with a history of hypersensitivity to other H₂-receptor antagonists.

WARNINGS

Famotidine Injection 4 mL and 20 mL multiple dose vials contain the preservative benzyl alcohol. There have been reports of fatal 'gaspings syndrome' in neonates (children less than one month of age) following the administration of intravenous solutions containing the preservative benzyl alcohol. Symptoms include a striking onset of gasping respiration, hypotension, bradycardia, and cardiovascular collapse. Benzyl alcohol, given its small size, presumably crosses the placental barrier into immature fetal tissues as readily as it crosses the blood-brain barrier. Therefore, Famotidine Injection from multiple dose vials containing benzyl alcohol should not be used in neonates and pregnant women.

PRECAUTIONS

General

Symptomatic response to therapy with famotidine does not preclude the presence of gastric malignancy.

Patients with Moderate or Severe Renal Insufficiency

Since CNS adverse effects have been reported in patients with moderate and severe renal insufficiency, longer intervals between doses or lower doses may need to be used in patients with moderate (creatinine clearance < 50 mL/min) or severe (creatinine clearance < 10 mL/min) renal insufficiency to adjust for the longer elimination half-life of famotidine (see **CLINICAL PHARMACOLOGY IN ADULTS, DOSAGE AND ADMINISTRATION**).

Drug Interactions

No drug interactions have been identified. Studies with famotidine in man, in animal models, and *in vitro* have shown no significant interference with the disposition of compounds metabolized by the hepatic microsomal enzymes, e.g., cytochrome P450 system. Compounds tested in man include warfarin, theophylline, phenytoin, diazepam, aminopyrine and antipyrine. Indocyanine green as an index of hepatic drug extraction has been tested and no significant effects have been found.

Carcinogenesis, Mutagenesis, Impairment of Fertility

In a 106 week study in rats and a 92 week study in mice given oral doses of up to 2000 mg/kg/day (approximately 2500 times the recommended human dose for active duodenal ulcer), there was no evidence of carcinogenic potential for famotidine.

Famotidine was negative in the microbial mutagen test (Ames test) using *Salmonella typhimurium* and *Escherichia coli* with or without rat liver enzyme activation at concentrations up to 10,000 mcg/plate. In *in vivo* studies in mice, with a micronucleus test and a chromosomal aberration test, no evidence of a mutagenic effect was observed.

In studies with rats given oral doses of up to 2000 mg/kg/day or intravenous doses of up to 200 mg/kg/day, fertility and reproductive performance were not affected.

Pregnancy

Reproductive studies have been performed in rats and rabbits at oral doses of up to 2000 and 500 mg/kg/day, respectively, and in both species at IV doses of up to 200 mg/kg/day, and have revealed no significant evidence of impaired fertility or harm to the fetus due to famotidine. While no direct fetotoxic effects have been observed, sporadic abortions occurring only in mothers displaying marked decreased food intake were seen in some rabbits at oral doses of 200 mg/kg/day (250 times the usual human dose) or higher. There are, however, no adequate or well-controlled studies in pregnant women. Because animal reproductive studies are not always predictive of human response, this drug should be used during pregnancy only if clearly needed.

Nursing Mothers

Studies performed in lactating rats have shown that famotidine is secreted into breast milk. Transient growth depression was observed in young rats suckling from mothers treated with maternotoxic doses of at least 600 times the usual human dose. Famotidine is detectable in human milk. Because of the potential for serious adverse reactions in nursing infants from famotidine, a decision should be made whether to discontinue nursing or discontinue the drug, taking into account the importance of the drug to the mother.

Pediatric Patients < 1 Year of Age

Use of famotidine in pediatric patients < 1 year of age is supported by evidence from adequate and well-controlled studies of famotidine in adults, and by the following studies in pediatric patients < 1 year of age.

Two pharmacokinetic studies in pediatric patients < 1 year of age (N=48) demonstrated

that clearance of famotidine in patients > 3 months to 1 year of age is similar to that seen in older pediatric patients (1 to 15 years of age) and adults. In contrast, pediatric patients 0 to 3 months of age had famotidine clearance values that were 2- to 4-fold less than those in older pediatric patients and adults. These studies also show that the mean bioavailability in pediatric patients < 1 year of age after oral dosing is similar to older pediatric patients and adults. Pharmacodynamic data in pediatric patients 0 to 3 months of age suggest that the duration of acid suppression is longer compared with older pediatric patients, consistent with the longer famotidine half-life in pediatric patients 0 to 3 months of age. (See **CLINICAL PHARMACOLOGY IN PEDIATRIC PATIENTS, Pharmacokinetics** and **Pharmacodynamics**.)

In a double-blinded, randomized, treatment-withdrawal study, 35 pediatric patients < 1 year of age who were diagnosed as having gastroesophageal reflux disease were treated for up to 4 weeks with famotidine oral suspension (0.5 mg/kg/dose or 1 mg/kg/dose). Although an intravenous famotidine formulation was available, no patients were treated with intravenous famotidine in this study. Also, caregivers were instructed to provide conservative treatment including thickened feedings. Enrolled patients were diagnosed primarily by history of vomiting (spitting up) and irritability (fussiness). The famotidine dosing regimen was once daily for patients < 3 months of age and twice daily for patients \geq 3 months of age. After 4 weeks of treatment, patients were randomly withdrawn from the treatment and followed an additional 4 weeks for adverse events and symptomatology. Patients were evaluated for vomiting (spitting up), irritability (fussiness) and global assessments of improvement. The study patients ranged in age at entry from 1.3 to 10.5 months (mean 5.6 ± 2.9 months), 57% were female, 91% were white and 6% were black. Most patients (27/35) continued into the treatment withdrawal phase of the study. Two patients discontinued famotidine due to adverse events. Most patients improved during the initial treatment phase of the study. Results of the treatment withdrawal phase were difficult to interpret because of small numbers of patients. Of the 35 patients enrolled in the study, agitation was observed in 5 patients on famotidine that resolved when the medication was discontinued; agitation was not observed in patients on placebo (see **ADVERSE REACTIONS, Pediatric Patients**).

These studies suggest that a starting dose of 0.5 mg/kg/dose of famotidine oral suspension may be of benefit for the treatment of GERD for up to 4 weeks once daily in patients < 3 months of age and twice daily in patients 3 months to < 1 year of age; the safety and benefit of famotidine treatment beyond 4 weeks have not been established. Famotidine should be considered for the treatment of GERD only if conservative measures (e.g., thickened feedings) are used concurrently and if the potential benefit outweighs the risk.

Pediatric Patients 1 to 16 Years of Age

Use of famotidine in pediatric patients 1 to 16 years of age is supported by evidence from adequate and well-controlled studies of famotidine in adults and by the following studies in pediatric patients: In published studies in small numbers of pediatric patients 1 to 15 years of age, clearance of famotidine was similar to that seen in adults. In pediatric patients 11 to 15 years of age, oral doses of 0.5 mg/kg were associated with a mean AUC similar to that seen in adults treated orally with 40 mg. Similarly, in pediatric patients 1 to 15 years of age, intravenous doses of 0.5 mg/kg were associated with a mean AUC similar to that seen in adults treated intravenously with 40 mg. Limited published studies

also suggest that the relationship between serum concentration and acid suppression is similar in pediatric patients 1 to 15 years of age as compared with adults. These studies suggest that the starting dose for pediatric patients 1 to 16 years of age is 0.25 mg/kg intravenously (injected over a period of not less than two minutes or as a 15-minute infusion) q 12 h up to 40 mg/day.

While published uncontrolled clinical studies suggest effectiveness of famotidine in the treatment of peptic ulcer, data in pediatric patients are insufficient to establish percent response with dose and duration of therapy. Therefore, treatment duration (initially based on adult duration recommendations) and dose should be individualized based on clinical response and/or gastric pH determination and endoscopy. Published uncontrolled studies in pediatric patients have demonstrated gastric acid suppression with doses up to 0.5 mg/kg intravenously q 12 h.

Geriatric Use

Of the 4,966 subjects in clinical studies who were treated with famotidine, 488 subjects (9.8%) were 65 and older, and 88 subjects (1.7%) were greater than 75 years of age. No overall differences in safety or effectiveness were observed between these subjects and younger subjects. However, greater sensitivity of some older patients cannot be ruled out.

No dosage adjustment is required based on age (see **CLINICAL PHARMACOLOGY IN ADULTS, Pharmacokinetics**). This drug is known to be substantially excreted by the kidney, and the risk of toxic reactions to this drug may be greater in patients with impaired renal function. Because elderly patients are more likely to have decreased renal function, care should be taken in dose selection, and it may be useful to monitor renal function. Dosage adjustment in the case of moderate or severe renal impairment is necessary (see **PRECAUTIONS, Patients with Moderate or Severe Renal Insufficiency** and **DOSAGE AND ADMINISTRATION, Dosage Adjustment for Patients with Moderate or Severe Renal Insufficiency**).

ADVERSE REACTIONS

The adverse reactions listed below have been reported during domestic and international clinical trials in approximately 2500 patients. In those controlled clinical trials in which famotidine tablets were compared to placebo, the incidence of adverse experiences in the group which received famotidine tablets, 40 mg at bedtime, was similar to that in the placebo group.

The following adverse reactions have been reported to occur in more than 1% of patients on therapy with famotidine in controlled clinical trials, and may be causally related to the drug: headache (4.7%), dizziness (1.3%), constipation (1.2%) and diarrhea (1.7%).

The following other adverse reactions have been reported infrequently in clinical trials or since the drug was marketed. The relationship to therapy with famotidine has been unclear in many cases. Within each category the adverse reactions are listed in order of decreasing severity.

Body as a Whole: fever, asthenia, fatigue

Cardiovascular: arrhythmia, AV block, palpitation, prolonged QT interval

Gastrointestinal: cholestatic jaundice, hepatitis, elevated liver enzyme, vomiting, nausea, abdominal discomfort, anorexia, dry mouth

Hematologic: agranulocytosis, pancytopenia, leukopenia, thrombocytopenia

Hypersensitivity: anaphylaxis, angioedema, orbital or facial edema, urticaria, rash, conjunctival injection, bronchospasm

Musculoskeletal: rhabdomyolysis, musculoskeletal pain, muscle cramps, arthralgia

Nervous System/Psychiatric: seizure, hallucinations, confusion, agitation, depression, anxiety, decreased libido, paresthesia, insomnia, somnolence

Respiratory: interstitial pneumonia

Skin: toxic epidermal necrolysis/Stevens Johnson syndrome, pruritus, dry skin, flushing

Special Senses: tinnitus, taste disorder

Other: impotence

The adverse reactions reported for Famotidine Tablets may also occur with Famotidine for Oral Suspension or Famotidine Injection. In addition, transient irritation at the injection site has been observed with Famotidine Injection.

Pediatric Patients

In a clinical study in 35 pediatric patients < 1 year of age with GERD symptoms [e.g. vomiting (spitting up), irritability (fussing)], agitation was observed in 5 patients on famotidine that resolved when the medication was discontinued.

OVERDOSAGE

The adverse reactions in overdose cases are similar to the adverse reactions encountered in normal clinical experience (see **ADVERSE REACTIONS**). Oral doses of up to 640 mg/day have been given to adult patients with pathological hypersecretory conditions with no serious adverse effects. In the event of overdose, treatment should be symptomatic and supportive. Unabsorbed material should be removed from the gastrointestinal tract, the patient should be monitored, and supportive therapy should be employed.

The intravenous LD₅₀ of famotidine for mice and rats ranged from 254 to 563 mg/kg and the minimum lethal single IV dose in dogs was approximately 300 mg/kg. Signs of acute intoxication in IV treated dogs were emesis, restlessness, pallor of mucous membranes or redness of mouth and ears, hypotension, tachycardia and collapse. The oral LD₅₀ of famotidine in male and female rats and mice was greater than 3000 mg/kg and the minimum lethal acute oral dose in dogs exceeded 2000 mg/kg. Famotidine did not produce overt effects at high oral doses in mice, rats, cats and dogs, but induced significant anorexia and growth depression in rabbits starting with 200 mg/kg/day orally.

DOSAGE AND ADMINISTRATION

In some hospitalized patients with pathological hypersecretory conditions or intractable ulcers, or in patients who are unable to take oral medication, Famotidine Injection may be administered until oral therapy can be instituted.

The recommended dosage for Famotidine Injection in adult patients is 20 mg intravenously q 12 h.

The doses and regimen for parenteral administration in patients with GERD have not been established.

Dosage for Pediatric Patients < 1 Year of Age Gastroesophageal Reflux Disease (GERD)

See **PRECAUTIONS, Pediatric Patients < 1 Year of Age.**

The studies described in **PRECAUTIONS, Pediatric Patients < 1 Year of Age** suggest the following starting doses in pediatric patients < 1 year of age: Gastroesophageal Reflux Disease (GERD) – 0.5 mg/kg/dose of famotidine oral suspension for the treatment of GERD for up to 8 weeks once daily in patients < 3 months of age and 0.5 mg/kg/dose twice daily in patients 3 months to < 1 year of age. Patients should also be receiving conservative measures (e.g., thickened feedings). The use of intravenous famotidine in pediatric patients < 1 year of age with GERD has not been adequately studied.

Dosage for Pediatric Patients 1 to 16 Years of Age

See **PRECAUTIONS, Pediatric Patients 1 to 16 Years of Age.**

The studies described in **PRECAUTIONS, Pediatric Patients 1 to 16 Years of Age** suggest that the starting dose in pediatric patients 1 to 16 years of age is 0.25 mg/kg intravenously (injected over a period of not less than two minutes or as a 15-minute infusion) q 12 h up to 40 mg/day.

While published uncontrolled clinical studies suggest effectiveness of famotidine in the treatment of peptic ulcer, data in pediatric patients are insufficient to establish percent response with dose and duration of therapy. Therefore, treatment duration (initially based on adult duration recommendations) and dose should be individualized based on clinical response and/or gastric pH determination and endoscopy. Published uncontrolled studies in pediatric patients 1 to 16 years of age have demonstrated gastric acid suppression with doses up to 0.5 mg/kg intravenously q 12 h.

Dosage Adjustments for Patients with Moderate or Severe Renal Insufficiency

In adult patients with moderate (creatinine clearance < 50 mL/min) or severe (creatinine clearance < 10 mL/min) renal insufficiency, the elimination half-life of famotidine is increased. For patients with severe renal insufficiency, it may exceed 20 hours, reaching approximately 24 hours in anuric patients. Since CNS adverse effects have been reported in patients with moderate and severe renal insufficiency, to avoid excess accumulation of the drug in patients with moderate or severe renal insufficiency, the dose of Famotidine Injection may be reduced to half the dose, or the dosing interval may

be prolonged to 36 to 48 hours as indicated by the patient's clinical response.

Based on the comparison of pharmacokinetic parameters for famotidine in adults and pediatric patients, dosage adjustment in pediatric patients with moderate or severe renal insufficiency should be considered.

Pathological Hypersecretory Conditions (e.g., Zollinger-Ellison Syndrome, Multiple Endocrine Adenomas)

The dosage of famotidine in patients with pathological hypersecretory conditions varies with the individual patient. The recommended adult intravenous dose is 20 mg q 12 h. Doses should be adjusted to individual patient needs and should continue as long as clinically indicated. In some patients, a higher starting dose may be required. Oral doses up to 160 mg q 6 h have been administered to some adult patients with severe Zollinger-Ellison Syndrome.

To prepare intravenous solutions, aseptically dilute 2 mL of Famotidine Injection (solution containing 10 mg/mL) with Sodium Chloride Injection 0.9% or other compatible intravenous solution (see **Stability**) to a total volume of either 5 mL or 10 mL and inject over a period of not less than 2 minutes.

To prepare intravenous infusion solutions, aseptically dilute 2 mL of Famotidine Injection with 100 mL of Dextrose 5% or other compatible solution (see **Stability**), and infuse over a 15 to 30 minute period.

Concomitant Use of Antacids

Antacids may be given orally concomitantly if needed.

Stability

Parenteral drug products should be inspected visually for particulate matter and discoloration prior to administration whenever solution and container permit.

When added to or diluted with most commonly used intravenous solutions, e.g., Water for Injection, Sodium Chloride Injection 0.9%, Dextrose Injection 5% and 10% or Lactated Ringer's Injection, diluted Famotidine Injection is physically and chemically stable (i.e., maintains at least 90% of initial potency) for 7 days at room temperature—see **HOW SUPPLIED, Storage**.

When added to or diluted with Sodium Bicarbonate Injection 5%, Famotidine Injection at a concentration of 0.2 mg/mL (the recommended concentration of famotidine intravenous infusion solutions) is physically and chemically stable (i.e., maintains at least 90% of initial potency) for 7 days at room temperature—see **HOW SUPPLIED, Storage**. However, a precipitate may form at higher concentrations of Famotidine Injection (> 0.2 mg/mL) in Sodium Bicarbonate Injection 5%.

HOW SUPPLIED

FOR INTRAVENOUS USE ONLY

Famotidine Injection, USP 10 mg/mL is available in the following:

Containing no preservative

2 mL (20 mg) Single Dose Vial packaged in 25s (NDC 0641-6022-25)

Containing benzyl alcohol as preservative

4 mL (40 mg) Two Dose Vial packaged in 25s (NDC 0641-6023-25)

20 mL Multiple Dose Vial packaged in 10s (NDC 0641-6021-10)

Storage

Store Famotidine Injection at 2°C to 8°C (36°F to 46°F). If solution freezes, bring to room temperature; allow sufficient time to solubilize all the components.

Although diluted Famotidine Injection has been shown to be physically and chemically stable for 7 days at room temperature, there are no data on the maintenance of sterility after dilution. Therefore, it is recommended that if not used immediately after preparation, diluted solutions of Famotidine Injection should be refrigerated and used within 48 hours (see **DOSAGE AND ADMINISTRATION**).

To report SUSPECTED ADVERSE REACTIONS, contact Hikma Pharmaceuticals USA Inc. at 1-877-845-0689, or the FDA at 1-800-FDA-1088 or www.fda.gov/medwatch.

For Product Inquiry call 1-877-845-0689.

Manufactured by:

Hikma Pharmaceuticals USA Inc.
Berkeley Heights, NJ 07922

Revised June 2021

462-031-05

PRINCIPAL DISPLAY PANEL

NDC 0641-**6022**-01 Rx only

Famotidine

Injection, USP

20 mg per 2 mL

(10 mg/mL)

For the preparation of

Intravenous solutions

Store at 2° to 8°C

2 mL Single Dose Vial



NDC 0641-**6022**-25 Rx only
**Famotidine
Injection, USP**
20 mg per 2 mL
(10 mg/mL)
**For the preparation of
Intravenous solutions**
25 x 2 mL Single Dose Vials



PRINCIPAL DISPLAY PANEL

NDC 0641-**6023**-01 Rx only
**Famotidine
Injection, USP**

40 mg per 4 mL
(10 mg/mL)
For the preparation of
Intravenous solutions
4 mL Two Dose Vial

NDC 0641-6023-01 Rx only

**Famotidine
Injection, USP**

40 mg per 4 mL
(10 mg/mL)
For the preparation of
Intravenous solutions
4 mL Two Dose Vial


Usual Adult Dosage: See package insert.

Each mL contains 10 mg of famotidine and the following inactive ingredients: L-aspartic acid 4 mg, mannitol 20 mg and Water for Injection, q.s., 1 mL. Benzyl alcohol 0.9% added as preservative.

Store at 2° to 8°C (36° to 46°F).

Mfd. by Hikma
Berkeley Heights, NJ 07922
462-027-04

LOT
EXP.
101J00306416023016



NDC 0641-6023-25 Rx only

**Famotidine
Injection, USP**

40 mg per 4 mL (10 mg/mL)
For the preparation of
Intravenous solutions
25 x 4 mL Two Dose Vials

NDC 0641-6023-25 Rx only

**Famotidine
Injection, USP**

40 mg per 4 mL (10 mg/mL)
For the preparation of
Intravenous solutions
25 x 4 mL Two Dose Vials

Usual Adult Dosage: See package insert.

Each mL contains 10 mg of famotidine and the following inactive ingredients: L-aspartic acid 4 mg, mannitol 20 mg and Water for Injection, q.s., 1 mL. Benzyl alcohol 0.9% added as preservative.

Store at 2° to 8°C (36° to 46°F). If solution freezes, bring to room temperature; allow sufficient time to solubilize.

462-028-04
Manufactured by Hikma
Berkeley Heights, NJ 07922

hikma.

LOT
EXP.
101J00306416023016

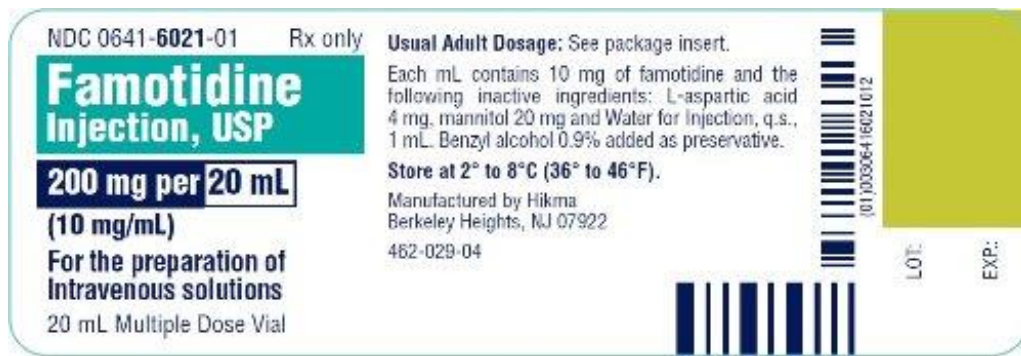


PRINCIPAL DISPLAY PANEL

NDC 0641-6021-01 Rx only

**Famotidine
Injection, USP**

200 mg per 20 mL
(10 mg/mL)
For the preparation of
Intravenous solutions
20 mL Multiple Dose Vial



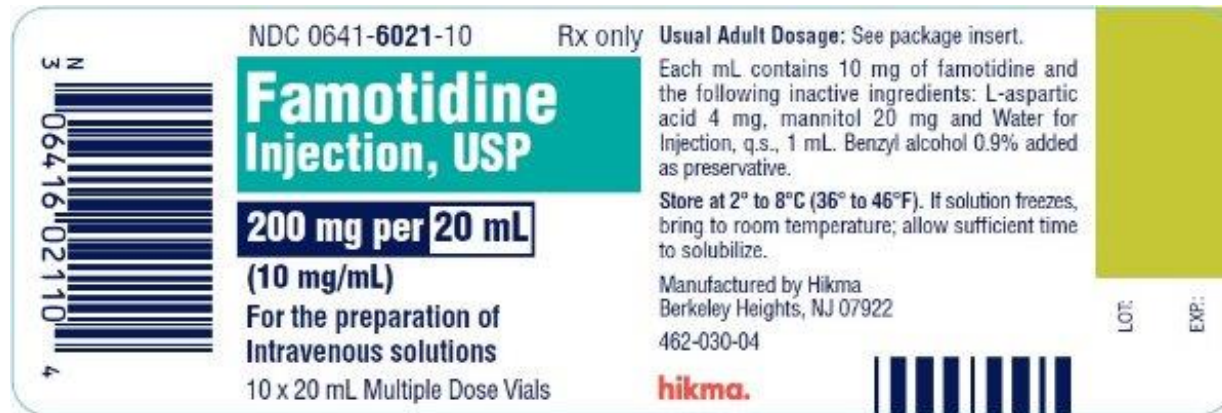
NDC 0641-6021-10 Rx only

Famotidine Injection, USP

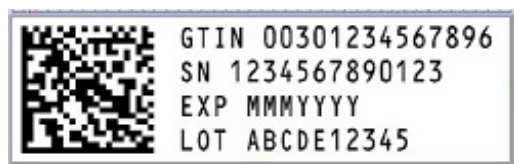
200 mg per 20 mL
(10 mg/mL)

For the preparation of Intravenous solutions

10 x 20 mL Multiple Dose Vials



SERIALIZATION IMAGE



FAMOTIDINE

famotidine injection

Product Information

Product Type	HUMAN PRESCRIPTION DRUG	Item Code (Source)	NDC:0641-6021
Route of Administration	INTRAVENOUS		

Active Ingredient/Active Moiety				
Ingredient Name			Basis of Strength	Strength
FAMOTIDINE (UNII: 5QZO15J2Z8) (FAMOTIDINE - UNII:5QZO15J2Z8)			FAMOTIDINE	10 mg in 1 mL
Inactive Ingredients				
Ingredient Name			Strength	
ASPARTIC ACID (UNII: 30KYC7MIAI)			4 mg in 1 mL	
MANNITOL (UNII: 3OWL53L36A)			20 mg in 1 mL	
WATER (UNII: 059QF0KO0R)				
BENZYL ALCOHOL (UNII: LKG8494WBH)			9 mg in 1 mL	
Packaging				
#	Item Code	Package Description	Marketing Start Date	Marketing End Date
1	NDC:0641-6021-10	10 in 1 CARTON	04/16/2001	
1	NDC:0641-6021-01	20 mL in 1 VIAL; Type 0: Not a Combination Product		
Marketing Information				
Marketing Category		Application Number or Monograph Citation	Marketing Start Date	Marketing End Date
ANDA		ANDA075488	04/16/2001	

FAMOTIDINE			
famotidine injection			
Product Information			
Product Type	HUMAN PRESCRIPTION DRUG	Item Code (Source)	NDC:0641-6022
Route of Administration	INTRAVENOUS		
Active Ingredient/Active Moiety			
Ingredient Name		Basis of Strength	Strength
FAMOTIDINE (UNII: 5QZO15J2Z8) (FAMOTIDINE - UNII:5QZO15J2Z8)		FAMOTIDINE	10 mg in 1 mL
Inactive Ingredients			
Ingredient Name		Strength	
ASPARTIC ACID (UNII: 30KYC7MIAI)		4 mg in 1 mL	
MANNITOL (UNII: 3OWL53L36A)		20 mg in 1 mL	
WATER (UNII: 059QF0KO0R)			

Packaging

#	Item Code	Package Description	Marketing Start Date	Marketing End Date
1	NDC:0641-6022-25	25 in 1 CARTON	04/16/2001	
1	NDC:0641-6022-01	2 mL in 1 VIAL; Type 0: Not a Combination Product		

Marketing Information

Marketing Category	Application Number or Monograph Citation	Marketing Start Date	Marketing End Date
ANDA	ANDA075486	04/16/2001	

FAMOTIDINE

famotidine injection

Product Information

Product Type	HUMAN PRESCRIPTION DRUG	Item Code (Source)	NDC:0641-6023
Route of Administration	INTRAVENOUS		

Active Ingredient/Active Moiety

Ingredient Name	Basis of Strength	Strength
FAMOTIDINE (UNII: 5QZO15J2Z8) (FAMOTIDINE - UNII:5QZO15J2Z8)	FAMOTIDINE	10 mg in 1 mL

Inactive Ingredients

Ingredient Name	Strength
ASPARTIC ACID (UNII: 30KYC7MIAI)	4 mg in 1 mL
MANNITOL (UNII: 3OWL53L36A)	20 mg in 1 mL
WATER (UNII: 059QF0KOOR)	
BENZYL ALCOHOL (UNII: LKG8494WBH)	9 mg in 1 mL

Packaging

#	Item Code	Package Description	Marketing Start Date	Marketing End Date
1	NDC:0641-6023-25	25 in 1 CARTON	04/16/2001	
1	NDC:0641-6023-01	4 mL in 1 VIAL; Type 0: Not a Combination Product		

Marketing Information

Marketing Category	Application Number or Monograph Citation	Marketing Start Date	Marketing End Date
ANDA	ANDA075488	04/16/2001	

Labeler - Hikma Pharmaceuticals USA Inc. (946499746)

Establishment

Name	Address	ID/FEI	Business Operations
Hikma Pharmaceuticals USA Inc.		946499746	analysis(0641-6021, 0641-6022, 0641-6023) , label(0641-6021, 0641-6022, 0641-6023) , manufacture(0641-6021, 0641-6022, 0641-6023)

Revised: 7/2021

Hikma Pharmaceuticals USA Inc.