

# CLINDAMYCIN HYDROCHLORIDE - clindamycin hydrochloride capsule

## Micro Labs Limited

-----

### Clindamycin Hydrochloride Capsules, USP

**To reduce the development of drug-resistant bacteria and maintain the effectiveness of clindamycin hydrochloride capsules, USP and other antibacterial drugs, clindamycin hydrochloride capsules, USP should be used only to treat or prevent infections that are proven or strongly suspected to be caused by bacteria.**

#### **WARNING**

*Clostridioides difficile*-associated diarrhea (CDAD) has been reported with use of nearly all antibacterial agents, including clindamycin hydrochloride and may range in severity from mild diarrhea to fatal colitis. Treatment with antibacterial agents alters the normal flora of the colon, leading to overgrowth of *C. difficile*.

Because clindamycin hydrochloride therapy has been associated with severe colitis which may end fatally, it should be reserved for serious infections where less toxic antimicrobial agents are inappropriate, as described in the **INDICATIONS AND USAGE** section. It should not be used in patients with nonbacterial infections such as most upper respiratory tract infections.

*C. difficile* produces toxins A and B, which contribute to the development of CDAD. Hypertoxin producing strains of *C. difficile* cause increased morbidity and mortality, as these infections can be refractory to antimicrobial therapy and may require colectomy. CDAD must be considered in all patients who present with diarrhea following antibiotic use. Careful medical history is necessary since CDAD has been reported to occur over two months after the administration of antibacterial agents.

If CDAD is suspected or confirmed, ongoing antibiotic use not directed against *C. difficile* may need to be discontinued. Appropriate fluid and electrolyte management, protein supplementation, antibiotic treatment of *C. difficile*, and surgical evaluation should be instituted as clinically indicated.

#### **DESCRIPTION**

Clindamycin hydrochloride USP is the hydrated hydrochloride salt of clindamycin. Clindamycin is a semisynthetic antibiotic produced by a 7(S)-chloro-substitution of the 7(R)-hydroxyl group of the parent compound lincomycin.

Clindamycin hydrochloride capsules USP contain clindamycin hydrochloride USP equivalent to 75 mg, 150 mg, or 300 mg of clindamycin.

Inactive ingredients: corn starch, lactose monohydrate, magnesium stearate and talc.

### Composition of empty hard gelatin capsule shells:

For 75 mg strength-size '3': FD&C Blue 1, D&C Yellow 10, gelatin and water.

For 150 mg Strength-Size '2': titanium dioxide, FD&C Blue 1, D&C Yellow 10, gelatin and water.

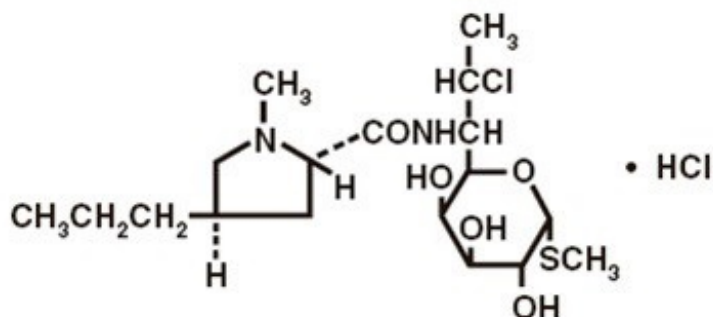
For 300 mg Strength-Size '0': FD&C Blue 1, titanium dioxide, gelatin and water.

The empty hard gelatin capsules are printed with TekPrint™ SW-0012 White Ink.

Composition of imprinting ink [TekPrint™ SW-0012 White Ink] utilized for printing on the capsule shell are presented below:

Shellac-NF, Dehydrated alcohol-USP, Isopropyl alcohol-USP, Butyl alcohol-NF, Propylene glycol-USP, Strong ammonia solution-NF, Purified water-USP, Potassium hydroxide-NF, Titanium dioxide USP.

The structural formula is represented below:



The chemical name for clindamycin hydrochloride is Methyl 7-chloro-6,7,8-trideoxy-6-(1-methyl- *trans*-4-propyl-L-2-pyrrolidinecarboxamido)-1-thio-L- *threo*-  $\alpha$ -D- *galacto*-octopyranoside monohydrochloride.

## CLINICAL PHARMACOLOGY

### Human Pharmacology

#### Absorption

Pharmacokinetic studies with a 150 mg oral dose of clindamycin hydrochloride in 24

normal adult volunteers showed that clindamycin was rapidly absorbed after oral administration. An average peak serum concentration of 2.50 mcg/mL was reached in 45 minutes; serum concentrations averaged 1.51 mcg/mL at 3 hours and 0.70 mcg/mL at 6 hours. Absorption of an oral dose is virtually complete (90%), and the concomitant administration of food does not appreciably modify the serum concentrations; serum concentrations have been uniform and predictable from person to person and dose to dose. Pharmacokinetic studies following multiple doses of clindamycin hydrochloride for up to 14 days show no evidence of accumulation or altered metabolism of drug. Doses of up to 2 grams of clindamycin per day for 14 days have been well tolerated by healthy volunteers, except that the incidence of gastrointestinal side effects is greater with the higher doses.

## **Distribution**

Concentrations of clindamycin in the serum increased linearly with increased dose. Serum concentrations exceed the MIC (minimum inhibitory concentration) for most indicated organisms for at least six hours following administration of the usually recommended doses. Clindamycin is widely distributed in body fluids and tissues (including bones). No significant concentrations of clindamycin are attained in the cerebrospinal fluid, even in the presence of inflamed meninges.

## **Metabolism**

*In vitro* studies in human liver and intestinal microsomes indicated that clindamycin is predominantly metabolized by Cytochrome P450 3A4 (CYP3A4), with minor contribution from CYP3A5, to form clindamycin sulfoxide and a minor metabolite, N-desmethylclindamycin.

## **Excretion**

The average biological half-life is 2.4 hours. Approximately 10% of the bioactivity is excreted in the urine and 3.6% in the feces; the remainder is excreted as bioinactive metabolites.

## **Specific Populations**

### *Patients with Renal/Hepatic Impairment*

The elimination half-life of clindamycin is increased slightly in patients with markedly reduced renal or hepatic function. Hemodialysis and peritoneal dialysis are not effective in removing clindamycin from the serum. Dosage schedules do not need to be modified in patients with renal disease.

### *Geriatric Patients*

Pharmacokinetic studies in elderly volunteers (61 to 79 years) and younger adults (18 to 39 years) indicate that age alone does not alter clindamycin pharmacokinetics (clearance, elimination half-life, volume of distribution, and area under the serum concentration-time curve) after IV administration of clindamycin phosphate. After oral administration of clindamycin hydrochloride, the average elimination half-life is increased to approximately 4 hours (range 3.4 to 5.1 h) in the elderly compared to 3.2 hours (range 2.1 to 4.2 h) in younger adults. The extent of absorption, however, is not different between age groups and no dosage alteration is necessary for the elderly with normal hepatic function and normal (age-adjusted) renal function <sup>1</sup>.

### *Obese Pediatric Patients Aged 2 to Less than 18 Years and Obese Adults Aged 18 to 20 Years*

An analysis of pharmacokinetic data in obese pediatric patients aged 2 to less than 18 years and obese adults aged 18 to 20 years demonstrated that clindamycin clearance and volume of distribution, normalized by total body weight, are comparable regardless of obesity.

## **Microbiology**

### Mechanism of Action

Clindamycin inhibits bacterial protein synthesis by binding to the 23S RNA of the 50S subunit of the ribosome. Clindamycin is bacteriostatic.

### Resistance

Resistance to clindamycin is most often caused by modification of specific bases of the 23S ribosomal RNA. Cross-resistance between clindamycin and lincomycin is complete. Because the binding sites for these antibacterial drugs overlap, cross-resistance is sometimes observed among lincosamides, macrolides and streptogramin B.

Macrolide-inducible resistance to clindamycin occurs in some isolates of macrolide-resistant bacteria. Macrolide-resistant isolates of staphylococci and beta-hemolytic streptococci should be screened for induction of clindamycin resistance using the D-zone test.

### Antimicrobial Activity

Clindamycin has been shown to be active against most of the isolates of the following microorganisms, both *in vitro* and in clinical infections [*see Indications and Usage (1)*]:

#### **Gram-positive bacteria**

*Staphylococcus aureus* (methicillin-susceptible strains)

*Streptococcus pneumoniae* (penicillin-susceptible strains)

*Streptococcus pyogenes*

## **Anaerobic bacteria**

*Clostridium perfringens*

*Fusobacterium necrophorum*

*Fusobacterium nucleatum*

*Peptostreptococcus anaerobius*

*Prevotella melaninogenica*

The following *in vitro* data are available, but their clinical significance is unknown. At least 90 percent of the following bacteria exhibit an *in vitro* minimum inhibitory concentration (MIC) less than or equal to the susceptible breakpoint for clindamycin against isolates of a similar genus or organism group. However, the efficacy of clindamycin in treating clinical infections due to these bacteria has not been established in adequate and well-controlled clinical trials.

## **Gram-positive bacteria**

*Staphylococcus epidermidis* (methicillin-susceptible strains)

*Streptococcus agalactiae*

*Streptococcus anginosus*

*Streptococcus mitis*

*Streptococcus oralis*

## **Anaerobic bacteria**

*Actinomyces israelii*

*Clostridium clostridioforme*

*Eggerthella lenta*

*Finegoldia (Peptostreptococcus) magna*

*Micromonas (Peptostreptococcus) micros*

*Prevotella bivia*

*Prevotella intermedia*

*Cutibacterium acnes*

## Susceptibility Testing

For specific information regarding susceptibility test interpretive criteria and associated test methods and quality control standards recognized by FDA for this drug, please see: <https://www.fda.gov/STIC>.

## INDICATIONS AND USAGE

Clindamycin is indicated in the treatment of serious infections caused by susceptible anaerobic bacteria.

Clindamycin is also indicated in the treatment of serious infections due to susceptible strains of streptococci, pneumococci, and staphylococci. Its use should be reserved for penicillin-allergic patients or other patients for whom, in the judgment of the physician, a penicillin is inappropriate. Because of the risk of colitis, as described in the **BOXED WARNING**, before selecting clindamycin, the physician should consider the nature of the infection and the suitability of less toxic alternatives (e.g., erythromycin).

**Anaerobes:** Serious respiratory tract infections such as empyema, anaerobic pneumonitis, and lung abscess; serious skin and soft tissue infections; septicemia; intra-abdominal infections such as peritonitis and intra-abdominal abscess (typically resulting from anaerobic organisms resident in the normal gastrointestinal tract); infections of the female pelvis and genital tract such as endometritis, nongonococcal tubo-ovarian abscess, pelvic cellulitis, and postsurgical vaginal cuff infection.

**Streptococci:** Serious respiratory tract infections; serious skin and soft tissue infections.

**Staphylococci:** Serious respiratory tract infections; serious skin and soft tissue infections.

**Pneumococci:** Serious respiratory tract infections.

Bacteriologic studies should be performed to determine the causative organisms and their susceptibility to clindamycin.

To reduce the development of drug-resistant bacteria and maintain the effectiveness of clindamycin hydrochloride capsules USP and other antibacterial drugs, clindamycin hydrochloride capsules USP should be used only to treat or prevent infections that are proven or strongly suspected to be caused by susceptible bacteria. When culture and susceptibility information are available, they should be considered in selecting or modifying antibacterial therapy. In the absence of such data, local epidemiology and susceptibility patterns may contribute to the empiric selection of therapy.

## CONTRAINDICATIONS

Clindamycin hydrochloride is contraindicated in individuals with a history of hypersensitivity to preparations containing clindamycin or lincomycin.

## WARNINGS

See **BOXED WARNING**

### ***Clostridioides difficile*- Associated Diarrhea**

*Clostridioides difficile* associated diarrhea (CDAD) has been reported with use of nearly all antibacterial agents, including clindamycin hydrochloride, and may range in severity from mild diarrhea to fatal colitis. Treatment with antibacterial agents alters the normal flora of the colon, leading to overgrowth of *C. difficile*.

*C. difficile* produces toxins A and B, which contribute to the development of CDAD. Hypertoxin producing strains of *C. difficile* cause increased morbidity and mortality, as these infections can be refractory to antimicrobial therapy and may require colectomy. CDAD must be considered in all patients who present with diarrhea following antibiotic use. Careful medical history is necessary since CDAD has been reported to occur over two months after the administration of antibacterial agents.

If CDAD is suspected or confirmed, ongoing antibiotic use not directed against *C. difficile* may need to be discontinued. Appropriate fluid and electrolyte management, protein supplementation, antibiotic treatment of *C. difficile*, and surgical evaluation should be instituted as clinically indicated.

### **Anaphylactic and Severe Hypersensitivity Reactions**

Anaphylactic shock and anaphylactic reactions have been reported (see **ADVERSE REACTIONS**).

Severe hypersensitivity reactions, including severe skin reactions such as toxic epidermal necrolysis (TEN), drug reaction with eosinophilia and systemic symptoms (DRESS), and Stevens-Johnson syndrome (SJS), some with fatal outcome, have been reported (see **ADVERSE REACTIONS**).

In case of such an anaphylactic or severe hypersensitivity reaction, discontinue treatment permanently and institute appropriate therapy.

A careful inquiry should be made concerning previous sensitivities to drugs and other allergens.

**Nephrotoxicity** - Clindamycin is potentially nephrotoxic and cases with acute kidney injury have been reported. Consider monitoring of renal function particularly in patients with pre-existing renal dysfunction or those taking concomitant nephrotoxic drugs. In case of acute kidney injury, discontinue clindamycin hydrochloride when no other etiology is identified.

**Usage in Meningitis** - Since clindamycin does not diffuse adequately into the

cerebrospinal fluid, the drug should not be used in the treatment of meningitis.

## **PRECAUTIONS**

### **General**

Review of experience to date suggests that a subgroup of older patients with associated severe illness may tolerate diarrhea less well. When clindamycin is indicated in these patients, they should be carefully monitored for change in bowel frequency.

Clindamycin hydrochloride should be prescribed with caution in individuals with a history of gastrointestinal disease, particularly colitis.

Clindamycin hydrochloride should be prescribed with caution in atopic individuals.

Indicated surgical procedures should be performed in conjunction with antibiotic therapy.

The use of clindamycin hydrochloride occasionally results in overgrowth of nonsusceptible organisms-particularly yeasts. Should superinfections occur, appropriate measures should be taken as indicated by the clinical situation.

Clindamycin dosage modification is not necessary in patients with renal disease. In patients with moderate to severe liver disease, prolongation of clindamycin half-life has been found. However, it was postulated from studies that when given every eight hours, accumulation should rarely occur. Therefore, dosage modification in patients with liver disease may not be necessary. However, periodic liver enzyme determinations should be made when treating patients with severe liver disease.

Prescribing clindamycin hydrochloride in the absence of a proven or strongly suspected bacterial infection or a prophylactic indication is unlikely to provide benefit to the patient and increases the risk of the development of drug-resistant bacteria.

### **Information for Patients**

Patients should be counseled that antibacterial drugs, including clindamycin hydrochloride, should only be used to treat bacterial infections. They do not treat viral infections (e.g., the common cold). When clindamycin hydrochloride is prescribed to treat a bacterial infection, patients should be told that although it is common to feel better early in the course of therapy, the medication should be taken exactly as directed. Skipping doses or not completing the full course of therapy may (1) decrease the effectiveness of the immediate treatment and (2) increase the likelihood that bacteria will develop resistance and will not be treatable by clindamycin hydrochloride or other antibacterial drugs in the future.

Diarrhea is a common problem caused by antibiotics which usually ends when the antibiotic is discontinued. Sometimes after starting treatment with antibiotics, patients



can develop watery and bloody stools (with or without stomach cramps and fever) even as late as two or more months after having taken the last dose of the antibiotic. If this occurs, patients should contact their physician as soon as possible.

### **Laboratory Tests**

During prolonged therapy, periodic liver and kidney function tests and blood counts should be performed.

### **Drug Interactions**

Clindamycin has been shown to have neuromuscular blocking properties that may enhance the action of other neuromuscular blocking agents. Therefore, it should be used with caution in patients receiving such agents.

Clindamycin is metabolized predominantly by CYP3A4, and to a lesser extent by CYP3A5, to the major metabolite clindamycin sulfoxide and minor metabolite N-desmethylclindamycin. Therefore, inhibitors of CYP3A4 and CYP3A5 may increase plasma concentrations of clindamycin and inducers of these isoenzymes may reduce plasma concentrations of clindamycin. In the presence of strong CYP3A4 inhibitors, monitor for adverse reactions. In the presence of strong CYP3A4 inducers such as rifampicin, monitor for loss of effectiveness.

*In vitro* studies indicate that clindamycin does not inhibit CYP1A2, CYP2C9, CYP2C19, CYP2E1 or CYP2D6 and only moderately inhibits CYP3A4.

### **Carcinogenesis, Mutagenesis, Impairment of Fertility**

Long-term studies in animals have not been performed with clindamycin to evaluate carcinogenic potential. Genotoxicity tests performed included a rat micronucleus test and an Ames Salmonella reversion test. Both tests were negative.

Fertility studies in rats treated orally with up to 300 mg/kg/day (approximately 1.6 times the highest recommended adult human dose based on mg/m<sup>2</sup>) revealed no effects on fertility or mating ability.

### **Pregnancy**

Teratogenic effects

In clinical trials with pregnant women, the systemic administration of clindamycin during the second and third trimesters, has not been associated with an increased frequency of congenital abnormalities.

Clindamycin should be used during the first trimester of pregnancy only if clearly needed. There are no adequate and well-controlled studies in pregnant women during the first trimester of pregnancy.

Because animal reproduction studies are not always predictive of the human response, this drug should be used during pregnancy only if clearly needed.

Reproduction studies performed in rats and mice using oral doses of clindamycin up to 600 mg/kg/day (3.2 and 1.6 times the highest recommended adult human dose based on mg/m<sup>2</sup>, respectively) or subcutaneous doses of clindamycin up to 250 mg/kg/day (1.3 and 0.7 times the highest recommended adult human dose based on mg/m<sup>2</sup>, respectively) revealed no evidence of teratogenicity.

### **Nursing Mothers**

Limited published data based on breast milk sampling reports that clindamycin appears in human breast milk in the range of less than 0.5 to 3.8 mcg/mL. Clindamycin has the potential to cause adverse effects on the breast-fed infant's gastrointestinal flora. If oral or intravenous clindamycin is required by a nursing mother, it is not a reason to discontinue breastfeeding, but an alternate drug may be preferred. Monitor the breast-fed infant for possible adverse effects on the gastrointestinal flora, such as diarrhea, candidiasis (thrush, diaper rash) or rarely, blood in the stool indicating possible antibiotic-associated colitis.

The developmental and health benefits of breastfeeding should be considered along with the mother's clinical need for clindamycin and any potential adverse effects on the breast-fed child from clindamycin or from the underlying maternal condition.

### **Pediatric Use**

When clindamycin hydrochloride is administered to the pediatric population (birth to 16 years), appropriate monitoring of organ system functions is desirable.

### **Geriatric Use**

Clinical studies of clindamycin did not include sufficient numbers of patients age 65 and over to determine whether they respond differently from younger patients. However, other reported clinical experience indicates that antibiotic-associated colitis and diarrhea (due to *Clostridioides difficile*) seen in association with most antibiotics occur more frequently in the elderly (>60 years) and may be more severe. These patients should be carefully monitored for the development of diarrhea.

Pharmacokinetic studies with clindamycin have shown no clinically important differences between young and elderly subjects with normal hepatic function and normal (age-adjusted) renal function after oral or intravenous administration.

## **ADVERSE REACTIONS**

The following reactions have been reported with the use of clindamycin.

**Infections and Infestations:** *Clostridioides difficile* colitis

**Gastrointestinal:** Abdominal pain, pseudomembranous colitis, esophagitis, nausea,

vomiting, and diarrhea (see **BOXED WARNING**). The onset of pseudomembranous colitis symptoms may occur during or after antibacterial treatment (see **WARNINGS**). Esophageal ulcer has been reported. An unpleasant or metallic taste has been reported after oral administration.

**Hypersensitivity Reactions:** Generalized mild to moderate morbilliform-like (maculopapular) skin rashes are the most frequently reported adverse reactions. Vesiculobullous rashes, as well as urticaria, have been observed during drug therapy. Severe skin reactions such as Toxic Epidermal Necrolysis, some with fatal outcome, have been reported (See **WARNINGS**). Cases of Acute Generalized Exanthematous Pustulosis (AGEP), erythema multiforme, some resembling Stevens-Johnson syndrome, anaphylactic shock, anaphylactic reaction and hypersensitivity have also been reported.

**Skin and Mucous Membranes:** Pruritus, vaginitis, angioedema and rare instances of exfoliative dermatitis have been reported. (See **Hypersensitivity Reactions.**)

**Liver:** Jaundice and abnormalities in liver function tests have been observed during clindamycin therapy.

**Renal:** Acute kidney injury (See **WARNINGS**).

**Hematopoietic:** Transient neutropenia (leukopenia) and eosinophilia have been reported. Reports of agranulocytosis and thrombocytopenia have been made. No direct etiologic relationship to concurrent clindamycin therapy could be made in any of the foregoing.

**Immune System:** Drug reaction with eosinophilia and systemic symptoms (DRESS) cases have been reported.

**Musculoskeletal:** Cases of polyarthrititis have been reported.

**To report SUSPECTED ADVERSE REACTIONS, contact Micro Labs USA Inc. at 1-855-839-8195 or FDA at 1-800-FDA-1088 or [www.fda.gov/medwatch](http://www.fda.gov/medwatch).**

## **OVERDOSAGE**

Significant mortality was observed in mice at an intravenous dose of 855 mg/kg and in rats at an oral or subcutaneous dose of approximately 2618 mg/kg. In the mice, convulsions and depression were observed.

Hemodialysis and peritoneal dialysis are not effective in removing clindamycin from the serum.

## **DOSAGE AND ADMINISTRATION**

If significant diarrhea occurs during therapy, this antibiotic should be discontinued (see **BOXED WARNING**).

**Adults:** *Serious infections* - 150 to 300 mg every 6 hours. More severe infections - 300 to 450 mg every 6 hours.

**Pediatric Patients** (for children who are able to swallow capsules): *Serious infections* - 8 to 16 mg/kg/day (4 to 8 mg/lb/day) divided into three or four equal doses. *More severe infections* - 16 to 20 mg/kg/day (8 to 10 mg/lb/day) divided into three or four equal doses. Clindamycin should be dosed based on total body weight regardless of obesity.

To avoid the possibility of esophageal irritation, clindamycin hydrochloride capsules should be taken with a full glass of water.

Clindamycin hydrochloride Capsules are not suitable for children who are unable to swallow them whole. The capsules do not provide exact mg/kg doses therefore it may be necessary to use the clindamycin palmitate oral solution in some cases.

Serious infections due to anaerobic bacteria are usually treated with CLEOCIN PHOSPHATE<sup>®</sup> Sterile Solution. However, in clinically appropriate circumstances, the physician may elect to initiate treatment or continue treatment with clindamycin hydrochloride capsules.

In cases of  $\beta$ -hemolytic streptococcal infections, treatment should continue for at least 10 days.

## HOW SUPPLIED

Clindamycin hydrochloride capsules USP is available in the following strengths, colors and sizes:

**75 mg**-Green transparent (body)/ Green transparent (cap), size 3 hard gelatin capsule printed with "M" on cap and "40" on body filled with white to off white granular powder.

Bottles of 100 NDC 42571-250-01

Carton of 90(9×10's) Unit-dose Capsules NDC 42571-250-67

**150 mg**-Green transparent (body)/ light blue opaque (cap), size 2 hard gelatin capsule printed with "M" on cap and "41" on body filled with white to off white granular powder.

Bottles of 100 NDC 42571-251-01

Bottles of 500 NDC 42571-251-05

Bottles of 1000 NDC 42571-251-10

Carton of 80(8×10's) Unit-dose Capsules NDC 42571-251-23

**300 mg**-Light blue opaque (body)/ light blue opaque (cap), size 0 hard gelatin capsule printed with “M” on cap and “42” on body filled with white to off white granular powder.

Bottles of 100	NDC 42571-252-01
Bottles of 500	NDC 42571-252-05
Bottles of 1000	NDC 42571-252-10

Store at controlled room temperature 20° to 25° C (68° to 77° F) [see USP].

**Rx only**

**REFERENCES**

1. Smith RB, Phillips JP: Evaluation of CLEOCIN HCl and CLEOCIN Phosphate in an Aged Population. Upjohn TR 8147-82-9122-021, December 1982.

The brands listed are trademarks of their respective owners and are not trademarks of Micro Labs. The makers of these brands are not affiliated with and do not endorse Micro Labs or its products.

Manufactured by:  
**Micro Labs Limited**  
Goa-403 722, INDIA.

Manufactured for:  
**Micro Labs USA, Inc.**  
Somerset, NJ 08873

**Rev.06/2022**

**PACKAGE LABEL.PRINCIPAL DISPLAY PANEL**

NDC 42571-250-01  
Clindamycin Hydrochloride  
Capsules, USP  
75 mg\*  
Rx Only  
100 Capsules  
MICRO LABS LIMITED



\*Each capsule contains clindamycin hydrochloride equivalent to 75 mg of clindamycin.

**DOSAGE AND USE:** See accompanying prescribing information.

**Store at controlled room temperature 20° to 25°C (68° to 77°F) [see USP].**

Unvarnished area as per DGFT  
2D Matrix Code :  
FNC  
(01) 00342571250010 (GTIN)  
(21) XXXXXXXXXXXXXX (S/N)  
FNC  
(17) YYMMDD (EXP)  
(10) XXXXXX (LOT)  
Human Readable  
GTIN: 00342571250010  
S/N: XXXXXXXXXXXXXX  
EXP: YYYY-MM-DD  
LOT: XXXXXXXX  
will be printed online  
Unvarnished Area Size 40 x 17 mm

NDC 42571-250-01

# Clindamycin Hydrochloride Capsules, USP

**75 mg\***

Rx Only

100 Capsules



Manufactured by:  
**Micro Labs Limited**  
Goa-403 722, INDIA.

M. L. : 651

Manufactured for:  
**Micro Labs USA Inc.**  
Somerset, NJ 08873

Rev. 10/2021

USO-ML06-143/A

NDC 42571-251-01  
Clindamycin Hydrochloride Capsules, USP  
150 mg\*  
Rx Only  
100 Capsules  
MICRO LABS LIMITED



\*Each capsule contains clindamycin hydrochloride equivalent to 150 mg of clindamycin.

**DOSAGE AND USE:** See accompanying prescribing information.

**Store at controlled room temperature 20° to 25°C (68° to 77°F) [see USP].**

Unvarnished area as per DGFT  
2D Matrix Code :  
FNC  
(01) 00342571251017 (GTIN)  
(21) XXXXXXXXXXXXXX (S/N)  
FNC  
(17) YYMMDD (EXP)  
(10) XXXXXX (LOT)  
Human Readable  
GTIN: 00342571251017  
S/N: XXXXXXXXXXXXXX  
EXP: YYYY-MM-DD  
LOT: XXXXXXXX  
will be printed online  
Unvarnished Area Size 40 x 17 mm

NDC 42571-251-01

# Clindamycin Hydrochloride Capsules, USP

**150 mg\***

Rx Only

100 Capsules



Manufactured by:  
**Micro Labs Limited**  
Goa-403 722, INDIA.


M. L. : 651

Manufactured for:  
**Micro Labs USA Inc.**  
Somerset, NJ 08873

Rev. 10/2021

USO-ML06-144/A

NDC 42571-252-01  
 Clindamycin Hydrochloride  
 Capsules, USP  
 300 mg\*  
 Rx Only  
 100 Capsules  
 MICRO LABS LIMITED



N 311425711252014

\*Each capsule contains clindamycin hydrochloride equivalent to 300 mg of clindamycin.

**DOSAGE AND USE:** See accompanying prescribing information.

**Store at controlled room temperature 20° to 25°C (68° to 77°F) [see USP].**

Unvarnished area as per DGFT

**2D Matrix Code :**

FNC  
 (01) 00342571252014 (GTIN)  
 (21) XXXXXXXXXXXXX (S/N)  
 FNC  
 (17) YYMMDD (EXP)  
 (10) XXXXXXX (LOT)

**Human Readable**  
 GTIN: 00342571252014  
 S/N: XXXXXXXXXXXXX  
 EXP: YYYY-MM-DD  
 LOT: XXXXXXX

will be printed online

Unvarnished Area Size 59 x 25 mm


NDC 42571-252-01


## Clindamycin Hydrochloride Capsules, USP

**300 mg\***

Rx Only

100 Capsules





USO-ML06-147/A

Manufactured by:  
**Micro Labs Limited**  
 Goa-403 722, INDIA.  
 M. L. : 651

Manufactured for:  
**Micro Labs USA Inc.**  
 Somerset, NJ 08873

Rev. 10/2021

## CLINDAMYCIN HYDROCHLORIDE

clindamycin hydrochloride capsule

### Product Information

<b>Product Type</b>	HUMAN PRESCRIPTION DRUG	<b>Item Code (Source)</b>	NDC:42571-250
<b>Route of Administration</b>	ORAL		

### Active Ingredient/Active Moiety

Base of

Ingredient Name		Basis of Strength	Strength	
CLINDAMYCIN HYDROCHLORIDE (UNII: T20OQ1YN1W) (CLINDAMYCIN - UNII:3U02EL437C)		CLINDAMYCIN	75 mg	
<b>Inactive Ingredients</b>				
Ingredient Name		Strength		
LACTOSE MONOHYDRATE (UNII: EWQ57Q8I5X)				
MAGNESIUM STEARATE (UNII: 70097M6I30)				
STARCH, CORN (UNII: O8232NY3SJ)				
TALC (UNII: 7SEV7J4R1U)				
FD&C BLUE NO. 1 (UNII: H3R47K3TBD)				
D&C YELLOW NO. 10 (UNII: 35SW5USQ3G)				
GELATIN (UNII: 2G86QN327L)				
SHELLAC (UNII: 46N107B71O)				
ALCOHOL (UNII: 3K9958V90M)				
ISOPROPYL ALCOHOL (UNII: ND2M416302)				
BUTYL ALCOHOL (UNII: 8PJ61P6TS3)				
PROPYLENE GLYCOL (UNII: 6DC9Q167V3)				
AMMONIA (UNII: 5138Q19F1X)				
POTASSIUM HYDROXIDE (UNII: WZH3C48M4T)				
TITANIUM DIOXIDE (UNII: 15FIX9V2JP)				
<b>Product Characteristics</b>				
Color	green (Green transparent)	Score	no score	
Shape	CAPSULE (capsule)	Size	16mm	
Flavor		Imprint Code	M;40	
Contains				
<b>Packaging</b>				
#	Item Code	Package Description	Marketing Start Date	Marketing End Date
1	NDC:42571-250-01	100 in 1 BOTTLE; Type 0: Not a Combination Product	01/07/2019	
2	NDC:42571-250-67	90 in 1 CARTON	01/07/2019	
2	NDC:42571-250-32	10 in 1 BLISTER PACK; Type 0: Not a Combination Product		
<b>Marketing Information</b>				
Marketing Category	Application Number or Monograph Citation	Marketing Start Date	Marketing End Date	
ANDA	ANDA207402	01/07/2019		

## CLINDAMYCIN HYDROCHLORIDE



clindamycin hydrochloride capsule

**Product Information**

<b>Product Type</b>	HUMAN PRESCRIPTION DRUG	<b>Item Code (Source)</b>	NDC:42571-251
<b>Route of Administration</b>	ORAL		

**Active Ingredient/Active Moiety**

Ingredient Name	Basis of Strength	Strength
<b>CLINDAMYCIN HYDROCHLORIDE</b> (UNII: T20OQ1YN1W) (CLINDAMYCIN - UNII:3U02EL437C)	CLINDAMYCIN	150 mg

**Inactive Ingredients**

Ingredient Name	Strength
<b>LACTOSE MONOHYDRATE</b> (UNII: EWQ57Q8I5X)	
<b>MAGNESIUM STEARATE</b> (UNII: 70097M6I30)	
<b>STARCH, CORN</b> (UNII: O8232NY3SJ)	
<b>TALC</b> (UNII: 7SEV7J4R1U)	
<b>TITANIUM DIOXIDE</b> (UNII: 15FIX9V2JP)	
<b>FD&amp;C BLUE NO. 1</b> (UNII: H3R47K3TBD)	
<b>D&amp;C YELLOW NO. 10</b> (UNII: 35SW5USQ3G)	
<b>GELATIN</b> (UNII: 2G86QN327L)	
<b>SHELLAC</b> (UNII: 46N107B71O)	
<b>ALCOHOL</b> (UNII: 3K9958V90M)	
<b>ISOPROPYL ALCOHOL</b> (UNII: ND2M416302)	
<b>BUTYL ALCOHOL</b> (UNII: 8PJ61P6TS3)	
<b>PROPYLENE GLYCOL</b> (UNII: 6DC9Q167V3)	
<b>AMMONIA</b> (UNII: 5138Q19F1X)	
<b>POTASSIUM HYDROXIDE</b> (UNII: WZH3C48M4T)	

**Product Characteristics**

<b>Color</b>	green (Green transparent) , blue (light blue)	<b>Score</b>	no score
<b>Shape</b>	CAPSULE (capsule)	<b>Size</b>	18mm
<b>Flavor</b>		<b>Imprint Code</b>	M;41
<b>Contains</b>			

**Packaging**

#	Item Code	Package Description	Marketing Start Date	Marketing End Date
1	NDC:42571-251-01	100 in 1 BOTTLE; Type 0: Not a Combination Product	01/07/2019	
2	NDC:42571-251-05	500 in 1 BOTTLE; Type 0: Not a Combination Product	01/07/2019	
3	NDC:42571-251-10	1000 in 1 BOTTLE; Type 0: Not a Combination Product	01/07/2019	
	NDC:42571-			

4	NDC:42571-251-23	80 in 1 CARTON	01/07/2019	
4	NDC:42571-251-32	10 in 1 BLISTER PACK; Type 0: Not a Combination Product		

## Marketing Information

Marketing Category	Application Number or Monograph Citation	Marketing Start Date	Marketing End Date
ANDA	ANDA207402	01/07/2019	

## CLINDAMYCIN HYDROCHLORIDE

clindamycin hydrochloride capsule

### Product Information

Product Type	HUMAN PRESCRIPTION DRUG	Item Code (Source)	NDC:42571-252
Route of Administration	ORAL		

### Active Ingredient/Active Moiety

Ingredient Name	Basis of Strength	Strength
CLINDAMYCIN HYDROCHLORIDE (UNII: T20OQ1YN1W) (CLINDAMYCIN - UNII:3U02EL437C)	CLINDAMYCIN	300 mg

### Inactive Ingredients

Ingredient Name	Strength
LACTOSE MONOHYDRATE (UNII: EWQ57Q8I5X)	
MAGNESIUM STEARATE (UNII: 70097M6I30)	
STARCH, CORN (UNII: O8232NY3SJ)	
TALC (UNII: 7SEV7J4R1U)	
FD&C BLUE NO. 1 (UNII: H3R47K3TBD)	
TITANIUM DIOXIDE (UNII: 15FIX9V2JP)	
GELATIN (UNII: 2G86QN327L)	
SHELLAC (UNII: 46N107B71O)	
ALCOHOL (UNII: 3K9958V90M)	
ISOPROPYL ALCOHOL (UNII: ND2M416302)	
BUTYL ALCOHOL (UNII: 8PJ61P6TS3)	
PROPYLENE GLYCOL (UNII: 6DC9Q167V3)	
AMMONIA (UNII: 5138Q19F1X)	
POTASSIUM HYDROXIDE (UNII: WZH3C48M4T)	

### Product Characteristics

Color	blue (Light blue)	Score	no score
Shape	CAPSULE (capsule)	Size	21mm
Flavor		Imprint Code	M;42

**Contains****Packaging**

#	Item Code	Package Description	Marketing Start Date	Marketing End Date
1	NDC:42571-252-01	100 in 1 BOTTLE; Type 0: Not a Combination Product	01/07/2019	
2	NDC:42571-252-05	500 in 1 BOTTLE; Type 0: Not a Combination Product	01/07/2019	
3	NDC:42571-252-10	1000 in 1 BOTTLE; Type 0: Not a Combination Product	01/07/2019	

**Marketing Information**

Marketing Category	Application Number or Monograph Citation	Marketing Start Date	Marketing End Date
ANDA	ANDA207402	01/07/2019	

**Labeler** - Micro Labs Limited (862174955)**Establishment**

Name	Address	ID/FEI	Business Operations
Micro Labs Limited		915793658	analysis(42571-250, 42571-251, 42571-252) , label(42571-250, 42571-251, 42571-252) , manufacture(42571-250, 42571-251, 42571-252) , pack(42571-250, 42571-251, 42571-252)

Revised: 6/2022

Micro Labs Limited